Annual Report 2026

The Mutual Bank

Our Story

Born in the Hunter and proudly Customer owned, The Mutual Bank has been helping people thrive for more than 138 years. Established by local people with a vision to keep financial investment in the region, we have remained committed to supporting the prosperity of our Customers and communities since 1888.

Throughout our history, we have stood alongside our communities through times of challenge and change, including war, economic downturns, natural disasters, financial crises and pandemics. While the world around us has evolved, our purpose has remained constant: to provide security, stability and genuine support when it matters most.

As a Customer-owned bank, our success is measured by the value we create for our Customers, not external shareholders. We are proud members of the Customer Owned Banking Association (COBA) and voluntarily subscribe to the Customer Owned Banking Code of Practice, reflecting our commitment to the highest standards of fairness, transparency and service.

As an authorised deposit-taking institution (ADI), we operate within a strong regulatory framework and are supervised by the Australian Prudential Regulation Authority (APRA), the Australian Securities and Investments Commission (ASIC) and the Australian Transaction Reports and Analysis Centre (AUSTRAC).

Today, we continue to combine innovative digital banking solutions with the personal service and local knowledge that have defined us for generations. Whether helping Customers achieve their financial goals, supporting local businesses or investing in community initiatives across education, sport, culture and wellbeing, we remain focused on creating meaningful impact where it matters most.

Our vision is to be the bank of choice for the Hunter and regional communities. Guided by our purpose of helping people thrive, we are building a stronger future for our Customers, our communities and the generations that follow.

Thank you for being part of our story. Together, we continue to strengthen the communities we call home and create opportunities for people to thrive.

Our Values

At The Mutual Bank, our values reflect who we are, how we work and the difference we strive to make every day. They guide the decisions we make, the way we support our Customers and one another, and our commitment to the communities we proudly serve.

While banking has evolved significantly over the past 138 years, the principles that underpin our organisation remain unchanged. We put Customers first, act with integrity, support our communities, work together and look to the future.

These values help ensure we remain focused on delivering trusted financial services, meaningful community impact and long-term value for our Customers.

At the heart of these values are three foundations that define The Mutual Bank today and into the future: **Integrity, Respect and Care**. Together, they shape every Customer interaction, every community partnership and every decision we make as we help people thrive.

Integrity
We are accountable for our actions.

Respect
Relationships are at our core.

Care
Our Customers and people come first.

Make it *yours*

Contents

4 Chair and CEO Message
10 Our Performance
12 Awards
14 Board of Directors
16 Executive Leaders
18 Our Strategy
20 Our Community
30 Our People
34 Digital and Technology
36 Governance Framework
38 Risk Management
40 Financial Report
41 Directors' Report

The Mutual Bank acknowledges the Traditional Custodians of Country across Australia and recognises their continuous connection to lands, waters and communities. We pay our respects to Aboriginal and Torres Strait Islander cultures and to Elders past and present.

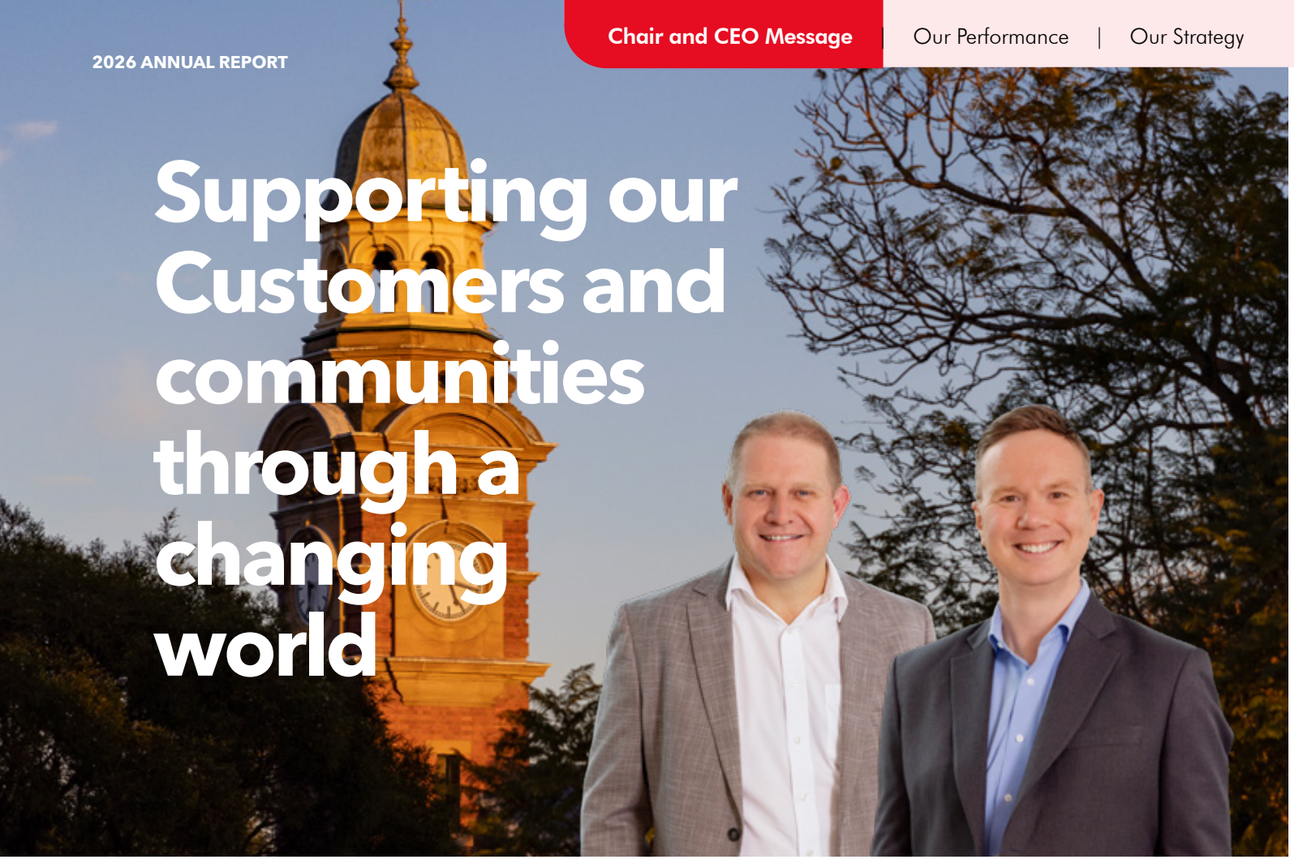

Supporting our Customers and communities through a changing world

As we reflect on the year, we are reminded that banking is about more than balances, rates and results. It is about the Customers we serve, the families planning for their future, the businesses creating local opportunity and the communities that continue to shape who we are.

For The Mutual Bank, the 2025/26 financial year has been one of resilience, balance, connection and strong delivery against our Strategic Plan. Across the Hunter and the regional communities, we understand that many Australians continued to manage cost-of-living pressures, interest rate uncertainty and broader economic change. Through it all, our focus remained clear: to stand beside our Customers with the support, stability and personal service they deserve.

As a Customer-owned bank, The Mutual Bank has absolute clarity on who we are here to serve, because unlike the major banks, we do not have the conflict of trying to serve shareholders through increasing dividend payments while meeting the needs of our Customers. Our shareholders are our Customers, so every decision we make is guided by what is in your best interests. We answer to you, and we remain proud of the trust you continue to place in us.

A year of balanced financial performance and robust growth

During the 2025/26 year, The Mutual Bank:

- delivered robust growth in both lending and deposits;
- generated a level of profit that balanced continuing investment for the long-term benefit of our Customers with ongoing uplift in business capability and resilience;
- continued to invest in its communities through sponsorships and partnerships with local organisations; and
- maintained long-term financial strength.

The Bank's total loan portfolio grew from **$981.9 million** at 30 June 2025 to **$1.07 billion** at 30 June 2026, an increase of **8.6%**, which was slightly above total aggregate credit growth across Australia of **8.5%**. The total home loan portfolio grew by **8.8%**, which was also moderately above total aggregate credit growth in home lending across Australia of **7.5%**.

Total retail deposits also grew, increasing from **$947.6 million** at 30 June 2025 to **$1.02 billion** at 30 June 2026, an increase of **7.9%** which was in line with aggregate retail deposit growth across Australia. Pleasingly, the Bank was able to grow its **at-call** retail deposit portfolio by **12.6%** during the year.

Importantly, these outcomes resulted in growth in the overall number of **active Customers** of **4.8%**. Pleasingly, this growth has helped Customers to buy homes, grow businesses, supported savings and investment goals while providing our Customers with confidence in making financial decisions through changing conditions.

During the year, the Bank also continued to strengthen its overall funding profile through the issuance of a **$30m** Medium-Term Note which has now completed the establishment of a rolling three-year long-term funding program. This program provides a range of strategic benefits to the Bank including creating a predictable funding pipeline, diversification of funding sources and tenor and the development and strengthening of new investor relationships.

The Mutual Bank reported a profit of **$2.1m** for the 2025/26 financial year which balanced the key business objectives of:

- generating an appropriate level of short-term profitability;
- continuing investment in enhancements to our Customer Value Proposition and infrastructure;
- continuing investment in business resilience and organisational capability in light of an operating environment characterised by constant change, evolution and uncertainty; and
- maintaining long-term financial strength, with the Bank's total capital adequacy ratio of **16.0%** at 30 June 2026 remaining well above minimum regulatory requirements.

While it has been exceptionally pleasing to see the growth in the Bank's lending and deposit portfolio, we continue to view personalised service and relationships as a key differentiation point from our competitors. This focus on service and relationship banking was reflected in strong Customer advocacy, with our Net Promoter Score increasing to **66**, an outstanding result in of itself but equally when compared with major competitors. This result highlights the approach of our Customer-facing teams to develop strong relationships and provide service excellence.

Progressing our strategy

Our vision is to be the Bank of Choice for the Hunter and regional communities. We seek to achieve this by delivering **exceptional service**, building **trusted relationships**, supporting the **financial wellbeing** of our Customers, and maintaining the **strength and sustainability** needed to serve regional communities for generations to come.

The Bank's Strategic Plan identified a range of initiatives for delivery in the 2025/26 year to enhance our overall banking proposition. Some of those key achievements that have enhanced services to Customers include:

- the rebrand of Mobile App 3 in September 2025 was an important step in improving the digital experience for Customers via their mobile phones, with faster login, improved usability and enhanced payment protections through outward Confirmation of Payee. Further enhancements in February 2026 made it easier for Customers to open a membership and a deposit account through the App or Internet Banking, which is a future enabler of deposit growth, both within and outside our operating footprint;
- a full digital experience for personal and home lending was enabled for Customers, including capability to approve and fund personal loans within four hours;
- our Customers waited for far less time for a decision on a loan, with "time to yes" and "time to loan documentation" being more than halved;
- the integration of authenticator app technology into Internet Banking for stronger Multifactor Authentication, strengthening account security while improving the Customer experience;
- modernisation of website infrastructure, implementation of enhanced security controls and improved testing capabilities that strengthened resilience and reduced technology risk; and
- modernisation of Customer statement services during the year, introducing enhanced digital delivery and refreshed statement designs that improved security, reduced paper consumption and delivered a more contemporary Customer experience.

Building confidence through data, security and responsible use of Artificial Intelligence (AI)

Trust is built on the way we manage and protect information.

During the year, we made **meaningful progress** in improving the quality, governance and use of our data. We also established a modern data platform that will help us better understand and respond to our Customers' needs, provide more personalised and efficient service, strengthen decision-making and support the long-term safety, security and sustainability of the Bank into the future.

Important steps were taken during the year in the **responsible adoption** of Artificial Intelligence (AI). The Mutual Bank recognises the potential of AI in improved productivity, greater operational efficiency, enhanced Customer experience, better decision support and is aware that failing to embrace AI may put business at a strategic disadvantage.

During the year, we continued to invest in the regions we call home, contributing over **$250,000,** supporting over **85** grassroots organisations, local events and community partnerships across sport, education, health and social support services in the Hunter and surrounding regions. Our people also contributed **600** volunteer hours, equal to almost **80** workdays, over the past 12 months, to local causes.

Responsible adoption of AI requires that the pace of AI adoption not exceed the approach to governance and risk management maturity around its use. Accordingly, the Bank is taking a **measured approach** in considering how best to use AI within the Bank through:

- the establishment of a program of work that provides formal oversight and governance around the Bank's adoption of AI, including the identification and prioritisation of use cases for assessment;
- rolling out Microsoft Copilot;
- establishing an AI Champions group;
- training power users;
- introducing AI agents to support more efficient ways of working; and
- strengthening the Bank's governance frameworks to support the responsible use of AI within the Bank.

Importantly, the Bank recognises that the adoption of AI is **not** just a technology initiative, but it spans people, culture and workplace strategy, together with strong risk management and governance.

The Bank recognises the importance of continuing to strengthen its information and cyber security posture in light of the evolving threat environment and continues to make **significant investment** in responding to the external threat environment.

Protecting Customers and strengthening resilience

Protecting our Customers from scams, fraud and financial crime remains one of our highest priorities.

During the year, we strengthened our scams and financial crimes capability through dedicated leadership, expanding our team and establishing an integrated Financial Crime and AML Transformation Program. This co-ordinated program brings together scams prevention, Anti-money laundering and counter-terrorism financing uplift and broader financial crimes activity, helping us respond to emerging risks and better protect our Customers.

This commitment extended beyond our branches through education and community engagement, including our first community scam awareness event, *Tea & Tips: Staying Safe from Scams*. Held during Scams Awareness Week, the event brought together around **50** community members to hear practical advice from The Mutual Bank and industry specialists, reinforcing the importance of staying alert, starting conversations and taking simple steps to **"Stop. Check. Protect"**.

The Bank also completed the implementation of APRA Prudential Standard CPS 230 *Operational Risk Management* during the year. This Prudential Standard is intended to **strengthen the resilience** of financial institutions by ensuring they can continue delivering critical services during disruptions, effectively manage operational risks and maintain strong oversight of key service providers. For Customers, this provides greater confidence that the Bank is well prepared to continue supporting them during unexpected events while maintaining safe, reliable and secure banking services.

Continuing to invest in our communities

Community is not an initiative for The Mutual Bank. It is who we are.

During the year, we continued to invest in the regions we call home, contributing over **$250,000**, supporting over **85** grassroots organisations, local events and community partnerships across sport, education, health and social support services in the Hunter and surrounding regions. Our people also contributed **600** volunteer hours, equal to almost **80** workdays, over the past 12 months, to local causes.

This investment reflects our ongoing commitment to returning value to the people and places that support us. Whether through local sponsorships, volunteer hours or partnerships that help grassroots organisations continue their work, we are proud to play a practical role in strengthening the communities our Customers call home.

Recognition of our people and our purpose

This year, The Mutual Bank was honoured to receive **local** and **national** recognition for our products, service, purpose and contribution to the region.

We were proud to see the capability and commitment of our people recognised inside and outside the organisation. Our Risk Team received an **honourable mention** from the **Risk Management Institute of Australasia (RMIA)** and Team Member Julia Weber was named RMIA's NextGen Risk Professional of the Year. We also celebrated individual excellence through Team Members such as Bronte Edwards, whose leadership in data and analytics has strengthened governance, reporting and decision-making across the Bank.

That same commitment was reflected more broadly in the recognition The Mutual Bank received throughout the year.

At the Hunter Region Business Excellence Awards, we were named **"Business of the Year"** and received the **Financial and Real Estate Services Award**.

Nationally, we were also recognised in the WeMoney Financial Services Awards, receiving:

- **Winner** - Lender of the Year (Customer Owned Bank) - Home Loans;
- **Winner** - Term Deposit Account of the Year (Customer Owned Bank);
- **Winner** - Outstanding Customer Service, Personal Loans;
- **Winner** - Outstanding Customer Service, Car Loans; and
- **Finalist** - Best for First Home Buyers.

While The Mutual Bank remains firmly focused on Customer outcomes, which always come first, the awards do provide credible third-party recognition of the Bank's overall Customer Value Proposition, the quality of service provided and the deep connection we have with our local community.

Our people are our strength

Our people remain the strength behind The Mutual Bank. Over the past year, we continued to invest in a workplace where Team Members feel heard, supported and empowered to contribute, with a focus on engagement, capability, wellbeing and meaningful career pathways.

This was reflected in our **76%** employee engagement score and strong **94%** survey participation rate, as well as the involvement of our people through forums such as PeopleCo, LeaderCo, consultative groups, Mental Health and Wellbeing Ambassadors and Change Champions. These structures are part of how we listen, learn and shape a workplace where people can do meaningful work and build careers.

We continued to build internal capability through leadership development, professional learning and career growth. Our current leadership development cohort includes **18** participants, while all **15** participants in the previous cohort have progressed into leadership roles. Programs such as *Day in the Life* also opened pathways across the Bank, directly contributing to internal movements or promotions.

Wellbeing, flexibility and inclusion remained embedded in our culture. This was supported by annual psychosocial safety training completed by **100%** of leaders, regular wellbeing conversations, Mental Health and Wellbeing Ambassadors, availability of the Employee Assistance Program and flexible work arrangements accessed by all Team Members. Practical support, including paid parental leave, domestic and family violence support and growing awareness of life-stage needs, helped strengthen a workplace where people can feel supported through different seasons of life.

We also continued to recognise the value of experience and long service across the Bank, with **21 Team Members**, or approximately **17.5%** of the workforce, having **more than 10 years of service.** Their knowledge, care and consistency continue to strengthen the service we provide to Customers and the culture we share as a team.

Looking ahead

The year ahead is likely to remain challenging. The global geopolitical environment continues to be **uncertain** and, increasingly, those external pressures are being felt closer to home through elevated interest rates, ongoing cost-of-living pressures, subdued economic growth and periods of reduced consumer and business confidence. At the same time, the banking industry continues to navigate **rapid technological change, evolving Customer expectations** and an **increasingly complex operating environment** that is directly driving **regulatory change**. While these conditions create challenges, they also reinforce the importance of strong, trusted and well-managed financial institutions.

The Mutual Bank enters this period from a position of strength, supported by a strong balance sheet, sound capital and liquidity and an unwavering commitment to our Customers. We remain optimistic about the future and look ahead with confidence, humility and a clear sense of purpose. We have a clear strategy, a talented team, loyal Customers and a strong foundation from which to grow. We will continue to invest in the capabilities that matter most to our Customers, including service excellence, digital experience, product innovation, competitive pricing and community connection. As a Customer-owned bank, our focus will remain firmly on helping our Customers and communities thrive. We look ahead with a determination to leave The Mutual Bank stronger, more resilient and better positioned for future generations than ever before.

We thank you, our valued Customers for your continued trust and loyalty. We thank our people for the care and commitment they show every day. We also thank our Board, Executive Leadership Team, community partners and stakeholders for helping guide and support The Mutual Bank through another challenging, but successful year.

Together, we will continue to help our Customers, our people and our communities thrive.

Steve Meyn
Chair

Mark Williams
Chief Executive Officer

2026 by the numbers

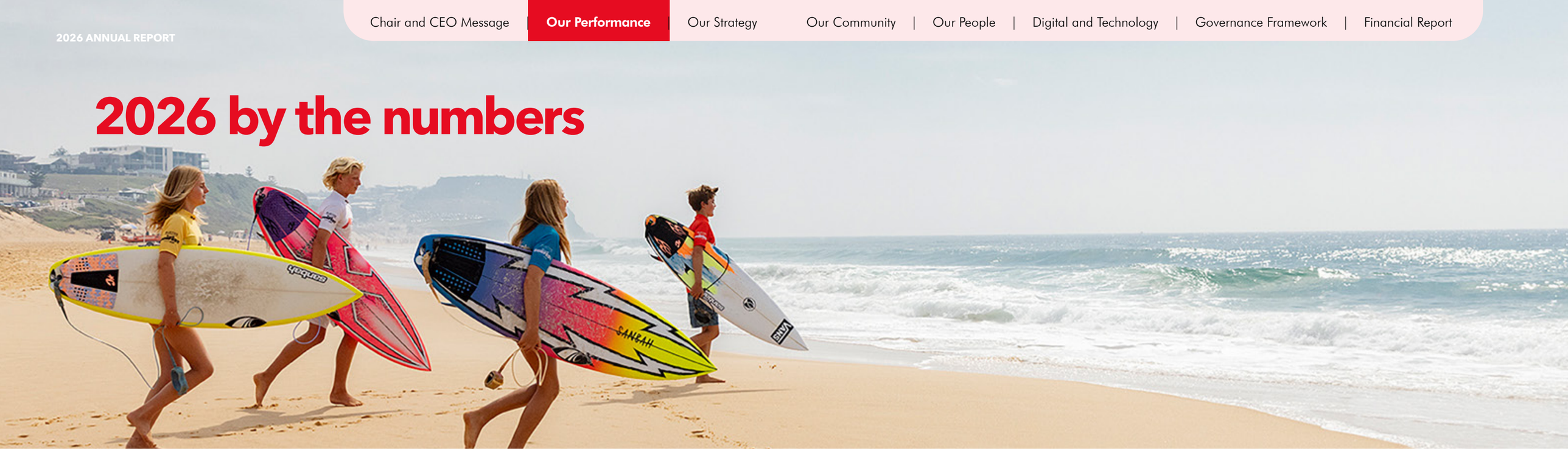

TOTAL ASSETS

11.3%

Increase in total assets to $1.3 billion

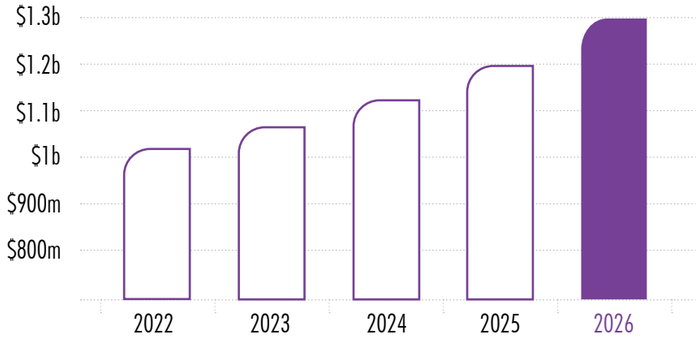

TOTAL DEPOSITS

8.1%

Increase in deposits to $1.11 billion

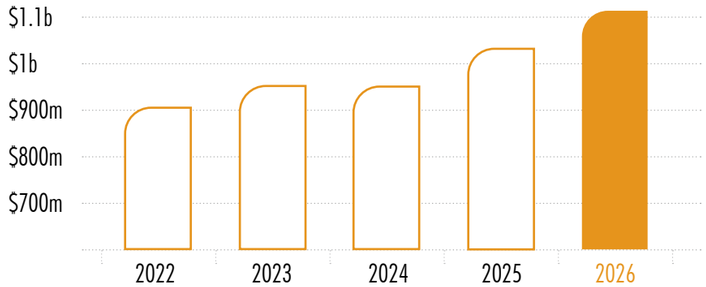

TOTAL LOANS OUTSTANDING

8.6%

Increase in loans and advances to $1.07 billion

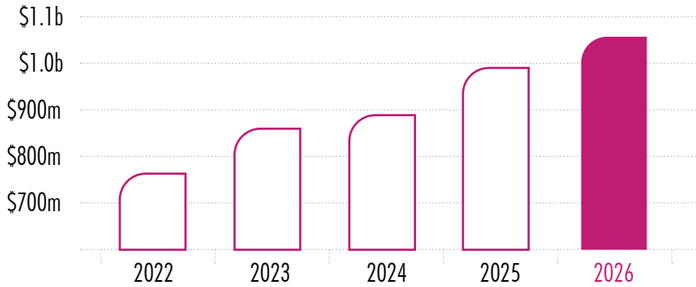

TOTAL CAPITAL ADEQUACY

ROBUST

Capital position maintained at 16%

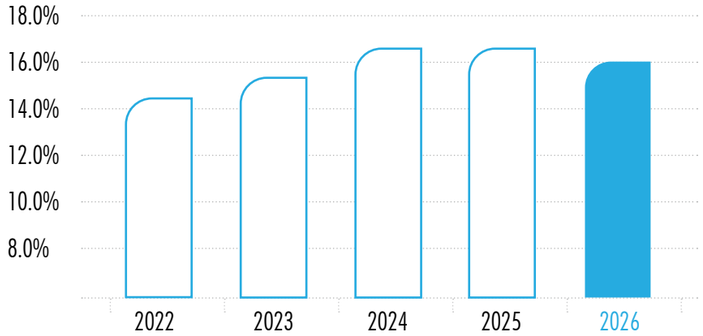

Recognition that reflects our purpose

This year, The Mutual Bank was honoured to receive recognition across local and national awards, celebrating the strength of our Customer-owned model, the quality of our service and the care our people bring to Customers every day. From product excellence and lending support to community connection and regional business leadership, these awards tell a bigger story. They reflect the trust of our Customers, the dedication of our teams and our ongoing commitment to helping people and communities thrive.

WeMoney Financial Services Awards

The Mutual Bank was recognised with multiple awards at the 2025 WeMoney Banking Awards, including the coveted Lender of the Year (Customer Owned Bank) – Home Loans.

We also took out top honours for Term Deposit Account of the Year, Outstanding Customer Service – Personal Loans, and Outstanding Customer Service – Car Loans, and were named a finalist for Best for First Home Buyers.

WeMoney is Australia's #1 platform for Gen Z and Millennials to compare financial products. Their awards are highly trusted and recognised by young Australians, making them a valuable endorsement for our products and service.

Winner
- Lender of the Year (Customer Owned Bank) – Home Loans

Winner
- Term Deposit Account of the Year (Customer Owned Bank)

Winner
- Outstanding Customer Service, Personal Loans & Car Loans

Finalist
- Best for First Home Buyers

Hunter Region Business Excellence Awards

Winner - Business of the Year **Winner** - Financial and Real Estate Services Award

The Mutual Bank was named one of the Hunter Region's leading organisations, winning both the prestigious Business of the Year title and the Financial and Real Estate Services category at the 2026 Hunter Region Business Excellence Awards.

Meet our Board of Directors

Our Board provides strong stewardship of a proudly Customer-owned bank, ensuring we continue to deliver sustainable outcomes for our Customers and the regional communities we serve.

Steve Meyn

Steve Meyn joined The Mutual Bank Board in 2018 and was appointed Chair in 2022. He is a member of the People and Culture Committee and the Risk Committee.

Sharon Howes

Sharon Howes joined The Mutual Bank Board in 2020. She is Chair of the People and Culture Committee and is a member of the Risk Committee.

Scott King

Scott King joined The Mutual Bank Board in 2023. He is the Chair of the Digital and Information Technology Committee and a member of the Audit Committee.

Steve Martinelli

Steve Martinelli joined The Mutual Bank Board in 2023. He is Chair of the Board's Risk Committee and is a member of the Audit Committee.

Deb Mirisch

Deb Mirisch joined The Mutual Bank Board in 2020. She is Chair of the Audit Committee and is a member of the People and Culture Committee and the Digital and Information Technology Committee.

Andre Pinkowski

Andre Pinkowski joined The Mutual Bank's Board in 2024. He is a member of the Digital and Information Technology Committee and the Risk Committee.

Meet our Executive Leaders

Our Executive Leadership Team brings together deep experience and a shared commitment to delivering meaningful outcomes for Customers, strengthening our communities and guiding The Mutual Bank into the future.

Mark Williams
Chief Executive Officer
Leads the Bank's strategy and growth, ensuring we continue delivering value for Customers while strengthening the communities we proudly serve.

Matthew Dunnill
Chief Member Officer
Champions products, services and experiences that support Customers at every stage of their financial journey.

Josh Hessel
Chief Digital and Technology Officer
Drives digital innovation, technology solutions, cyber security, data, AI, payments, and financial crimes capability that make banking simpler, safer and more accessible for Customers.

Melanie Howard
Chief Risk Officer
Leads risk, compliance and anti-money laundering to safeguard Customers and maintain trust in our organisation.

Erin Howells
Head of Internal Audit
Provides independent assurance and oversight, supporting continuous improvement and confidence for Customers and stakeholders.

Felicity Laczina
Chief Operations Officer
Leads our people, lending and operational excellence, helping create better experiences for Customers and stronger outcomes for our communities.

Merran Magill
Chief Governance Officer and Company Secretary
Ensures strong governance and accountability, helping protect the interests of Customers and support the Bank's long-term success.

David Vincent
Chief Financial Officer
Oversees the Bank's financial strength and sustainability, helping ensure long-term security and confidence for Customers.

Olivia Higgins
- The Mutual Bank Ambassador; Jillaroos, NSW Blues & Newcastle Knights NRLW player

Our Strategy

Vision

We are the Bank of Choice for the Hunter and regional communities.

Purpose

Champion financial wellbeing for our Customers and regional communities to help people thrive.

MARKETPLACE

- ✓ Customers choose how and when they bank with us.
- ✓ Ensure a culture of proactive Customer service, anticipating the needs and building strong relationships to foster loyalty and advocacy.
- ✓ Tailor banking products and services to meet the specific needs and preferences of targeted Customer segments.

DIGITAL, TECHNOLOGY & OPERATIONS

- ✓ Deliver Digital, Technology and Payment initiatives that support our Customers to do their banking as they choose, when they choose and in a manner that protects their information.
- ✓ Transform our data capability to provide advanced analytics and intelligence via improved data quality and robust governance.

PEOPLE & CULTURE

- ✓ Foster a diverse and inclusive culture that is engaging and encourages Team Members to grow, develop and reach their full potential.
- ✓ Attract, develop and retain talent who align with our values and purpose and help us achieve our strategic goals.
- ✓ Cultivate strong leadership at all levels.

FINANCE, RISK & GOVERNANCE

- ✓ Drive sustainable growth in deposits and lending whilst maintaining appropriate financial metrics as a Customer-owned bank.
- ✓ Reduce the geographic concentration of the credit portfolio.
- ✓ Strengthen our enterprise risk management framework including the uplift of operational resilience and maturation of stress testing capabilities.

Helping Communities Thrive

Winter Appeal

Practical care, shared by community

Each winter, the pressure on local households can be felt in quiet, everyday ways. A pantry stretched further than usual. A family choosing between fuel and groceries. A person leaving home without the warm items they need. For many people across our region, the colder months bring more than a change in weather. They bring difficult choices, often made behind closed doors.

In 2026, The Mutual Bank's Winter Appeal returned to help ease that pressure for locals doing it tough. Running from 11 May to 19 June, the appeal turned our branches and Head Office into collection points for essential items, inviting Customers, Team Members and the wider community to give what they could. The request was simple and practical: tinned and long-life pantry items, personal hygiene products and warm items such as gloves, beanies, jackets and blankets.

The appeal supported seven local charities working directly with individuals and families experiencing hardship: Dungog Shire Community Centre, Carries Place, Soul Hub, Our Circle Maitland, Maitland Region Community Support, Port Stephens Family and Neighbourhood Service and Great Lakes Women's Shelter. Each organisation understands the needs of its community deeply, and each plays a vital role in offering care, connection and practical help when life becomes difficult.

For Chief Member Officer Matthew Dunnill, the appeal reflects The Mutual Bank's continuing commitment to standing with local communities when support is needed most.

> *"With the current cost of living and the recent fuel crisis, many families continue to face increased financial pressure, which is why our Winter Appeal is so important each year."*
>
> **Matthew Dunnill, Chief Member Officer, The Mutual Bank**

At Dungog Shire Community Centre, the appeal helps strengthen work that is already grounded in trust and local knowledge. Manager Xavier King said practical support and genuine care can make a lasting difference, particularly in regional communities where support networks are closely woven.

> *"In a rural community, these acts of generosity go a long way. They help us provide not only assistance, but also connection, dignity and hope."*
>
> **Xavier King, Manager, Dungog Shire Community Centre**

Across the Bank, the Winter Appeal was more than a collection drive. It was a reminder that helping communities thrive often starts with something small and tangible. One extra item in a weekly grocery shop. A blanket no longer needed. A warm jacket passed on. A team choosing to support a local shelter. Together, those small acts became part of a wider story of care across our Heartland.

For The Mutual Bank, the appeal brought our purpose into focus in a deeply human way. It showed how a Customer-owned bank can help connect generosity with need, using its local presence to strengthen the work of organisations already caring for people in their own communities. It was practical, personal and grounded in the belief that when communities look after one another, everyone has a better chance to thrive.

Helping our community stay one step ahead of scammers

Participants in our Tea and Tips seminar took home a range of practical resources to help them stay scam aware.

As scams continue to evolve, helping our Customers and community stay informed has never been more important.

During Scams Awareness Week, The Mutual Bank hosted its first community scam awareness event, Tea & Tips: Staying Safe from Scams, bringing together around 50 community members for an afternoon of practical education and expert advice at East Maitland Bowling Club.

The event featured a panel of specialists from The Mutual Bank, payments and banking services provider Indue, and professional services firm RSM Australia, who shared insights into the latest scam trends, warning signs and practical steps people can take to better protect themselves and their finances. Attendees were encouraged to embrace the national scam awareness message: **Stop. Check. Protect.**

The session was designed to open up conversations about scams, reduce the stigma often experienced by scam victims and encourage people to share their experiences with family and friends. By helping people recognise common scam tactics and understand where to seek support, the event reinforced The Mutual Bank's commitment to protecting Customers both in branch and beyond.

Participants received a range of practical resources to take home, including scam awareness information, protective checklists and the Little Black Book of Scams, which is published by the ACCC to help people identify, avoid and report scams. The event generated strong engagement from attendees, with positive feedback highlighting the value of hearing real-world experiences and expert perspectives.

Through initiatives like Tea & Tips, The Mutual Bank continues to invest in financial wellbeing and help people thrive by providing the knowledge and confidence needed to navigate an increasingly complex digital world.

Helping more Australians into a home sooner

For many aspiring homeowners, saving a 20% deposit can be one of the biggest barriers to entering the property market. Through participation in the Australian Government 5% Deposit Scheme, The Mutual Bank is helping make home ownership more accessible for eligible borrowers by reducing the upfront deposit required and eliminating the need for Lenders Mortgage Insurance.

The Australian Government 5% Deposit Scheme is designed to help eligible home buyers purchase a home sooner, with a minimum of 5% deposit for first home buyers and 2% for eligible single parents and legal guardians.

During the 2025/26 financial year, The Mutual Bank approved and settled **36 home** loans totalling **$25.1** million through the Scheme. These loans helped individuals and families take an important step towards home ownership sooner than may otherwise have been possible.

As a Customer-owned bank committed to helping people thrive, The Mutual Bank is proud to support initiatives that create practical pathways to home ownership. By participating in the Australian Government 5% Deposit Scheme, the Bank continues to help Customers overcome barriers to entering the property market while supporting stronger and more sustainable communities across the regions it serves.

Celebrating the Power of Community Ownership

In July 2025, The Mutual Bank partnered with the Dungog Wholefood Co-op to celebrate the International Day of Cooperatives and the International Year of Cooperatives and Mutuals, highlighting the important role Customer-owned organisations play in building strong, resilient regional communities.

Held in Dungog, the partnership brought together community members to explore how cooperative and mutual business models create long-term value by keeping decision-making, benefits and investment within local communities. The collaboration reflected a shared belief that communities thrive when local people have a voice and ownership in the organisations that serve them.

The partnership was a natural fit. As a Customer-owned bank, The Mutual Bank exists to benefit Customers rather than shareholders. Similarly, the Dungog Wholefood Co-op is owned by its members, with profits reinvested into the business and returned through member benefits. Together, the organisations demonstrated how community ownership can strengthen economic resilience and support local prosperity.

The event also highlighted The Mutual Bank's long-standing commitment to regional communities. In Dungog, the Bank continues to operate a full-service branch as the **only bank in town**, ensuring access to essential banking services which provides support for local residents and businesses. This local presence reflects a broader commitment to ensuring communities remain connected to the services they need to grow and thrive.

"When others left, we stayed. Our commitment has always been to support the communities that support us."

Mark Williams, Chief Executive Officer

At a glance – helping our communities thrive

This year, our impact extended well beyond banking. Together with our Customers, we supported the people, organisations and initiatives that keep our region strong.

$257,843
invested into sponsorships

85+
community organisations, event and partnerships supported

477
hours volunteered to community events

123
hours of volunteer leave taken by Team Members

Over the past 12 months, Team Members contributed **600 volunteer hours**, equal to **80 workdays,** supporting causes that matter across the region.

This year we continued to support a diverse network of community organisations.

Bowel Cancer Research Ball
Breast Care Breakfast
Carrie's Place
Cessnock City Council's Mayoral Sponsorship

City United Cricket Club
Colour for a Cause
Dolly Parton's Imagination Library Dungog
Dungog Common
Dungog District Chamber of Commerce
Dungog District Netball Association
Dungog Junior Cricket Club
Dungog Junior Rugby League
Dungog Public School
Dungog Radio
Dungog Rumble
Dungog Shire Community Centre

Dungog Show
Dungog Soccer Club

Dungog Tea Party
Dungog Wholefood Co-operative
East Maitland Bowling Club
Filipino-Australian Society of the Hunter Valley
Friends of Palliative Care Annual Walk and Fun Run
Gloucester Show
Great Lakes Women's Shelter
HealthStays Golf Day
Hinton Rugby League Club
Hunter Breast Cancer Foundation
Hunter Region Business Excellence Awards
Hunter Valley Career Expo

Maitland Riverlights: Celebrating culture, creativity and community

The Mutual Bank was proud to sponsor Maitland Riverlights in 2025, helping bring one of the region's most vibrant celebrations of culture and community to life in The Levee, Central Maitland. For one memorable day, the city centre was transformed into a global village, inviting visitors to see, taste, feel and experience more than 40 cultures from around the world through cultural villages, live performances, interactive activities and authentic cuisine.

From the World Stage, Language Lounge, Groove Fusion Stage and Global Kitchen to the community parade, lantern flotilla and spectacular light show on the Hunter River, Maitland Riverlights created a joyful space for people to connect, share stories and celebrate diversity. The sponsorship reflected The Mutual Bank's commitment to inclusive local events that strengthen community pride, support regional vibrancy and help people feel part of something bigger, right here in Maitland.



Maitland Riverlights
2025

Top Blokes Foundation Charity Golf Day: Driving support for young men's mental health

During Men's Health Week, The Mutual Bank helped bring local businesses, community members and supporters together for the Top Blokes Foundation Charity Golf Day, raising $15,000 to support young men's mental health across the Hunter. Held at Rydges Resort Hunter Valley on 11 June, the event combined a day on the course with conversation, fundraising and connection, all in support of programs that help boys and young men build resilience, empathy and healthier ways of navigating life.

Players were treated to breakfast, 18 holes, lunch and giveaways from activation holes, with lunch guests joining for a panel conversation, raffle prizes and fundraising games. One of the day's biggest drawcards was The Mutual Bank's $50,000 Hole in One Challenge, which gave every golfer one shot on Hole 8 to take home the major prize. While the $50,000 went unclaimed, the real win was the impact created for local young men, with funds raised helping Top Blokes Foundation continue delivering mentoring programs in schools, workplaces and communities across the region.

Lifeline Direct
Lotus Asocsa
Maitland Basketball Association
Maitland Business Chamber
Maitland District Cricket Umpires and Scorers Association
Maitland District Netball Association
Maitland Football Club
Maitland Heritage Festival
Maitland Indoor Sports Centre
Maitland Pickers
Maitland Region Community Support
Maitland Riverlights

Maitland Rugby
Maitland Running Festival
Maitland Show
Maitland Touch
Maitland Triathlon Club
Mayfield Day
Miller Park Bowling Club
Morpeth Bulls
Muswellbrook Cats
Newcastle Medieval Fair
Newcastle Rugby League
Northern Suburbs Cricket Club

Northside Boardriders Club
Our Circle Maitland
Port Stephens Family and Neighbourhood Services
Port Stephens Netball Association
Raymond Terrace Community Christmas Day
Raymond Terrace Cricket Club
Illuminate Raymond Terrace
Raymond Terrace Soccer Club
Riding for the Disabled Superhero Dinner Dance
Run Dungog
Rutherford Technology High School
Sculpture on the Farm
Soul Hub
St Peter's Anglican Church East Maitland
Stockton Little Athletics Club
Stockton Sharks
Stockton Tennis Club
Surfest
Susan Roskell Memorial Toy & Gift Drive
The Farm Jam
Tocal Field Days
Top Blokes Foundation
Warbirds over Scone
Western Suburbs Cricket Club

Surfest: Backing future surfing stars

For the fourth consecutive year, The Mutual Bank proudly supported the Surfest High School Teams Challenge, helping young surfers from across NSW take part in one of the region's most recognised community sporting events. Held at South Bar Beach on 19 and 20 February during Newcastle Surfest's 40th anniversary celebrations, the challenge formed part of six community events leading into the World Surf League Challenger Series.

Open exclusively to NSW high schools, the competition featured boys' and girls' divisions, with teams of up to five surfers showcasing their skill, teamwork and school pride. With no entry fee, the event provided an accessible pathway for emerging athletes to gain experience and confidence, with prizes for finalists. The partnership reflects The Mutual Bank's commitment to grassroots sport, youth development and inclusive opportunities, while helping nurture the next generation of surfing talent.

Making a Difference with Grassroots Support

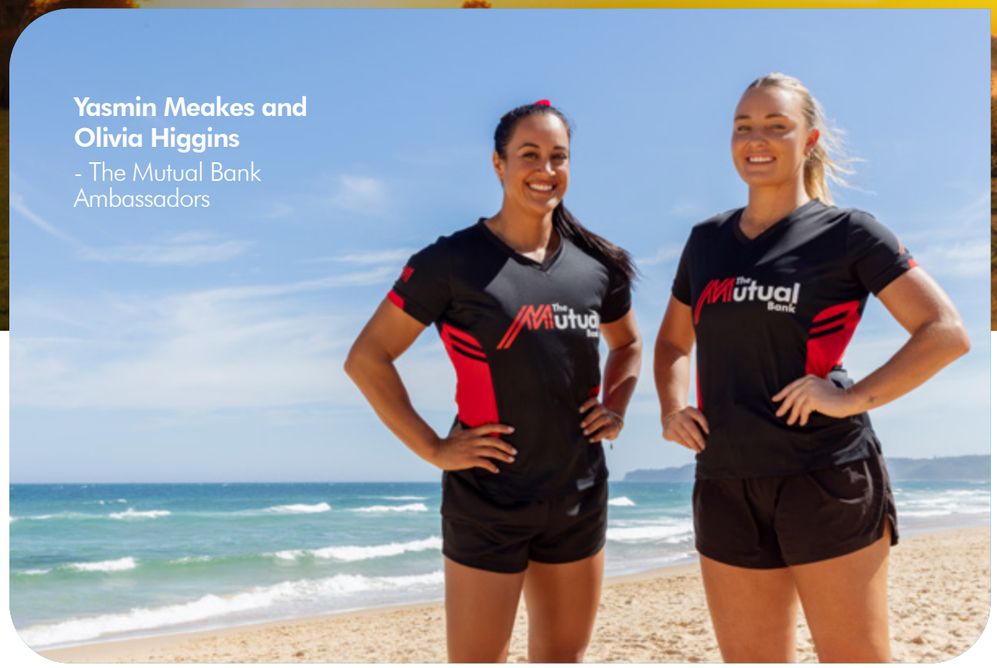

Yasmin Meakes and Olivia Higgins
- The Mutual Bank Ambassadors

Championing local role models

The Mutual Bank strengthened its commitment to supporting local communities this year through a partnership with National Rugby League Women's Premiership (NRLW) stars Yasmin Meakes and Olivia Higgins.

As standout Newcastle Knights players and proud Jillaroos representatives, Yasmin and Olivia have earned recognition on the national stage.

However, their impact extends well beyond the football field. Both are dedicated teachers in the Hunter region and co-founders of Future Fierce Academy, an initiative focused on empowering and developing young women through sport.

The partnership reflects a shared commitment to helping people thrive. Through social media campaigns, community engagement activities and promotional initiatives throughout the year, Yasmin and Olivia have helped The Mutual Bank connect with local communities in an authentic and meaningful way.

By partnering with two respected local role models, The Mutual Bank has reinforced its support for women in sport, encouraged participation and confidence among young women, and continued its tradition of investing in people and initiatives that strengthen regional communities.

The partnership reflects what The Mutual Bank stands for: local people supporting local communities, creating opportunities for others, and helping the next generation achieve their potential both on and off the field.

What our Customers say about us

ProductReview.com.au is Australia's first and most comprehensive consumer opinion site.

Here are some of the many five star reviews The Mutual Bank has received in the past year:

The Mutual Bank noticed any unusual activity on my account really quickly. They have responded to any queries with care and efficiency and made the process easy. All staff have been really friendly and helpful. Their internet banking set up is easy to use and has a good level of security. They have a good range of products to suit my financial needs - from term deposits, the bonus saver, to general savings accounts - with good interest rates. **Nikki NSW**

I have been with The Mutual from day one and highly recommend them due to their friendly and attentive business practice. They have always met my needs even though there is not a branch near me, and that speaks volumes. **D. NSW**

Extremely happy with what I use The Mutual for. The bank is extremely reliable and has limited waiting time when you need to speak with them. I have used this bank on and off for years. Highly recommended. **Tracey NSW**

Came across The Mutual while looking for competitive fixed term mortgage rates as our lender was far too pricy. I had to do a double take when I saw what The Mutual was offering, but sure enough, within an hour of applying online, I received a call from one of their [lenders]. From application to approval was incredibly efficient - 48 hours or so. Settlement was within two weeks which was even speedier than we'd anticipated. I really like that The Mutual feels like a local bank. Our [lender] texted and called directly to help get our loan across the line, which streamlined the process. No long wait or hold times via call centre. The entire experience has been seamless, and we look forward to a long relationship with The Mutual. **Joel NSW**

I couldn't be happier in my recent experiences with The Mutual, great customer service and understanding of my needs. Just refinanced my home loan ..., and both the online experience and dealings with my assigned lending manager / settlement team were very simple and straightforward. 99% of the process was done on-line and/or by email (submitting documents etc). When I needed to speak with general staff to finalise setup of new accounts it was quick and painless - no long waits for an overseas call centre because the staff are in the Hunter Area. I recommend giving them a try if you have new banking needs or just want to get away from the big uncaring four. **Grahame VIC**

Disclaimer: Reviews reproduced from ProductReview.com.au, have been edited for clarity, and reflect the experiences of individual Customers.

Our People - Celebrating achievement and growth across our team

Milestone Celebrations

We celebrated several major staff milestones throughout the year:

Kim Pace - 10 years of service (pictured left)

Dani Latham - 10 years of service (pictured centre)

Taryn Stockwell - 15 years of service (not pictured)

Rachael Wright - 20 years of service (pictured right)

Excellence in risk leadership

Our people also make a meaningful difference through their professionalism, integrity and commitment to doing the right thing. Our Transformation Manager Julia Weber exemplifies these qualities.

Julia was named **NextGen Risk Professional of the Year** at the Risk Management Institution of Australasia (RMIA) Awards on 30 April 2026, a recognition of emerging leaders who are making a significant impact within the risk profession.

At the time, Julia was First Line Risk Manager. She brought clarity and confidence to complex situations and was recognised as a trusted partner across the organisation, supporting our people, strengthening our risk culture, and helping to protect our Customers and the Bank.

Julia's achievement reflects the expertise, care and leadership she demonstrates every day. We are incredibly proud of her contribution and the positive impact she continues to make across The Mutual Bank.

Julia Weber

Emerging talent making an impact

Joseph Hill, our Data and Analytics Intern, was awarded the "Student Employability Achievement Award" at the University of Newcastle's 2025 Employability Excellence Awards.

Joseph joined the Bank in June 2025 while completing a Bachelor of Mathematics / Bachelor of Data Science, becoming a valued member of the Data and Analytics team through to January 2026.

From his first day, Joseph demonstrated initiative, adaptability and a strong desire to grow. His fresh ideas, positive attitude and dedication to learning made a meaningful contribution to the team and reflect the qualities this award recognises.

We were proud to celebrate alongside Joseph at the awards evening in November 2025 and to welcome the University of Newcastle's media team to Head Office to showcase his achievement. His success highlights the importance of supporting emerging talent and creating opportunities for our people to thrive.

Joseph Hill (centre) with The Mutual Bank's Chief Digital and Technology Officer Josh Hessel and Head of Data and Analytics Bronte Edwards.

Reward and Recognition

Recognising our exceptional Team Members for the 2026 financial year is an important part of our Annual Team Event.

Community Contribution Award

Director Scott King with Mel Sinclair.

Outstanding Performers

Director Steve Martinelli with Steph Power, Nicole Richardson, Luke Bevan, Hayley Tremble, Julia Weber, Elise Cafe, Brooke Reynolds and Brayden Forsyth. Not pictured: Bronte Edwards.

Value Champions

Director Deb Mirisch with Ebony Fox, Michelle McReynolds, Kelly Farrell, Ben Rutherford, Alicia Chapman, Liana Fielding, Hannah Gee and Rochelle Brown.

The Mutual Bank volunteers joined Emmy-Lou's Charity Cook Ups, the CWA and Slow Food Hunter Valley to source fresh produce and donations, helping provide nutritious, home-cooked meals to vulnerable members of the local community.

Developing Future Leaders

Through the 2025 COBA Emerging Leaders Program, The Mutual Bank continued to invest in the development of future leaders across the organisation. Participants strengthened their leadership capabilities while building valuable connections across the Customer-owned banking sector.

The program provided opportunities to exchange insights with industry peers and learn from global experts on key issues shaping the financial services landscape, including cyber security threats, economic trends and emerging technologies such as artificial intelligence.

The experience equipped The Mutual Bank's participants Kirstie Newton, Kyle Primrose and Julia Weber, with new perspectives, greater confidence and practical skills to bring back to The Mutual Bank. Their learnings will help strengthen our organisation and support our continued focus on delivering positive outcomes for Customers.

Kirstie Newton, Kyle Primrose, Mark Williams and Julia Weber.

Volunteering

Team Members can access two paid leave days each year to take part in volunteer work for non-profit organisations, sustainability initiatives or disaster recovery work. In 2025/2026, Team Members used 123 hours of volunteer leave to support causes and communities beyond the workplace.

Behind every Customer interaction is a team that cares deeply about making a difference.

Rochelle Brown and Lauren Greenley volunteering with Emmy-Lou's Charity Cook Ups.

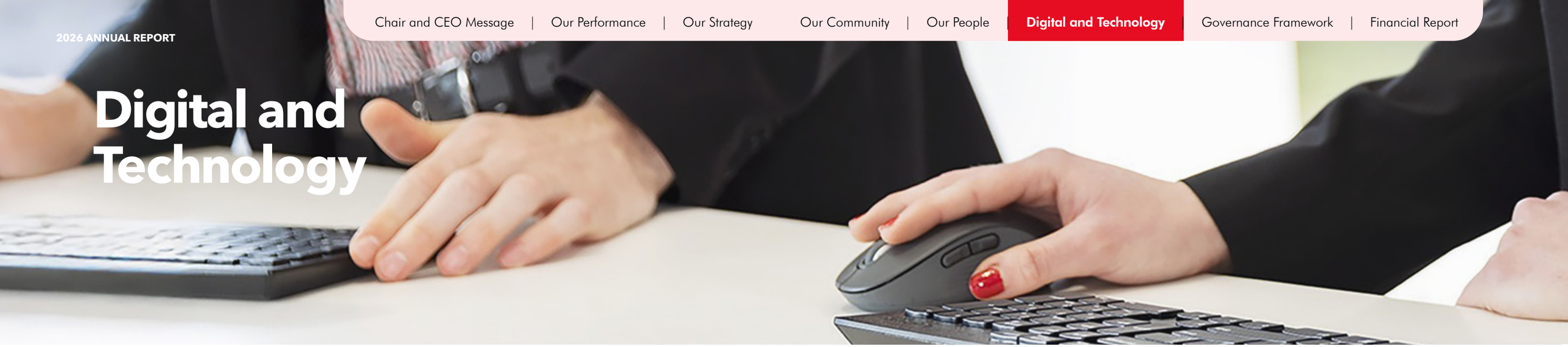

Digital and Technology

Building a stronger, safer and more resilient bank

The 2025/26 year was one of significant progress for The Mutual Bank's Digital and Technology Team, with a strong focus on improving the services our Customers rely on every day while strengthening the systems, controls and resilience that support the Bank's future. Across the year, work continued against the initiatives articulated in the Bank's *Digital and Technology Strategy*, delivering improvements across digital banking, payments, data, security, operational resilience and financial crime prevention.

Digital Banking and Customer Experience

One of the most visible outcomes for Customers was the continued evolution of the Bank's digital channels. The launch of our Mutual App, App 3 delivered a refreshed experience, including a faster login process, improved functionality and enhanced payment protections.

Further enhancements throughout the year made it easier for Customers to join the Bank and open new accounts digitally, while improvements to the website, statements and mobile banking experience helped create a more seamless and contemporary banking journey. International payment capabilities were also introduced through Internet Banking, expanding access to digital services and providing greater convenience for Customers.



Payments Transformation

The Bank also took important steps to strengthen its payments environment as Customer expectations continue to shift towards faster, real-time transactions. Enhancements to Confirmation of Payee provided Customers with greater confidence when making payments, helping reduce the risk of errors and scams. At the same time, The Mutual Bank continued preparations for industry-wide payments change, positioning the Bank for the future integration of Cuscal and Indue services.

Data Governance and Analytics

Behind the scenes, a substantial body of work focused on improving the quality, governance and accessibility of the Bank's data. The Bank also completed foundational work in data governance, establishing policies, reporting standards and supporting frameworks that will help improve consistency, reporting capability and decision-making across the organisation. These efforts were complemented by the implementation of a modern data platform, creating a stronger foundation for future growth and innovation.

Cyber Security

Maintaining a secure and resilient operating environment remained a critical priority throughout the year. The Bank continued to enhance its cyber security capabilities, strengthen governance frameworks and align controls with recognised industry standards. Ongoing investment in vulnerability management, network security, monitoring capability and staff awareness programs helped protect Customers and the organisation from an increasingly complex threat landscape. Throughout the year, critical exploitable vulnerabilities within the Bank's external environment were maintained at zero, reflecting the team's disciplined approach to cyber security and risk management.

Operational resilience also remained a key area of focus. The Mutual Bank successfully met the commencement requirements of a new Prudential Standard - CPS 230 *Operational Risk Management* and continued strengthening its approach to business continuity, disaster recovery, supplier management and critical operations oversight. Significant work was undertaken to improve recovery capabilities, monitoring and alerting systems, workplace technology and enterprise scheduling, ensuring the Bank remains well positioned to respond to disruption while continuing to deliver essential services to Customers.

Financial Crimes Prevention

The Bank further strengthened its financial crime capability during the year through increased investment in specialist resources, enhanced governance and the establishment of a coordinated transformation program. With financial crime risks continuing to evolve across the industry, this work supports a stronger and more proactive approach to anti-money laundering, scam prevention and fraud management. Together with improvements to payment protections and fraud monitoring, these initiatives contribute to safeguarding our Customers and maintaining trust in the Bank's services.

Looking ahead

These achievements reflect the collective efforts of teams across Digital, Technology, Payments, Security, Data and Financial Crimes. By continuing to modernise core capabilities while strengthening resilience and security, The Mutual Bank is building a stronger foundation to support Customers today and into the future.

Building strong foundations for the responsible and practical use of AI across the Bank

The Mutual Bank is taking a measured and responsible approach to the adoption of artificial intelligence (AI), recognising both the opportunities and the risks associated with this evolving technology. Our focus has been on building strong foundations to support the safe and effective use of AI across the organisation.

During the year, important progress was made including the rollout of Microsoft Copilot, the establishment of an AI Champions group and targeted training for key users. Early use cases are already helping to improve efficiency, allowing our people to spend more time supporting Customers and delivering higher-value work.

Strong governance remains central to our approach. AI principles, policies and controls have been established and integrated into the Bank's Risk Management Framework to ensure oversight remains aligned with our broader risk settings. This work is supported by continued investment in data and analytics capabilities, strengthening the quality, accessibility and reliability of information across the organisation.

Together, these foundations position The Mutual Bank to continue exploring the use of AI in a way that is practical, secure and focused on delivering better outcomes for our Customers.

Governance Framework

The Mutual Bank is committed to excellence in governance practices to drive accountability, maintain integrity and provide value to Customers and our communities. Core to our governance framework is our Constitution, Board and Committee structure, regulatory compliance systems, Risk Management Framework and culture and assurance programs. The governance framework empowers the Board and Management to proactively identify, assess and respond to emerging risks, ensuring resilience and integrity in decision making.

The governance framework is supported by policies that govern Board operations, conflicts of interest, delegations, conduct, fraud and corruption, whistleblowing and fitness and propriety requirements, among others. Our governance framework is guided by the Business Council of Co-operatives and Mutuals and Mutual Enterprise Governance Principles (adapted from the ASX Corporate Governance Principles and Recommendations) and incorporates the Three Lines risk governance model.

As a mutual bank, we prioritise the rights and interests of our Customers. We engage with our Customers regularly and encourage their participation in our governance processes, including at our Annual General Meeting each year.

Board and Committees

The Board of Directors has ultimate responsibility for oversight of the sound and prudent management of The Mutual Bank. The Board establishes the plans, policies, desired culture, and values, and oversees the organisation's performance. The Board also sets the Bank's strategy. The Board's roles and responsibilities are set out in a Board Charter. The Board is supported by four Board Committees, each governed by a Committee Charter.

Our Board comprises six independent non-Executive Directors, bringing together a range of skills and experience that is regularly assessed against our Board Composition Matrix. The Board's performance is formally assessed annually, as is the performance of each Director. Every three years this process is undertaken independently. Director fitness and propriety and independence are assessed annually. Directors are encouraged to become members of the Australian Institute of Company Directors and undertake ongoing professional development and education in areas relevant to their role and the Bank's operations. The Board's People and Culture Committee is responsible for orderly Board succession planning and renewal, in accordance with the Board Renewal Policy.

The Board meets regularly throughout the year, and each Committee meets at least three times a year or more typically each quarter. In addition, the Risk and Audit Committees meet jointly at least once per year to review the draft Internal Audit Plan. Information about each of our Directors, the composition of each Committee and Directors' meeting attendance, is provided in the Directors' Report on page 44. The Directors and their respective qualifications, experience and special responsibilities are outlined in the Directors' Report on pages 41-43.

Relationship with Management

The Board is responsible for appointing the CEO, and delegates to the CEO the day-to-day responsibility of managing the bank's operations. The Board formally reviews the CEO's performance annually. The CEO sub-delegates specific functions to Executives and other Team Members through the *Delegation of Authority Policy*. The Executive Committee meets twice each month to manage delivery of the Strategic Plan and the business plan. All Executives are required to satisfy fitness and propriety requirements annually and sign an Accountability Statement in line with the Financial Accountability Regime. The CEO leads the Executive Committee, which oversees three management committees: the Assets and Liabilities Committee, the Product and Pricing Committee and the Credit Committee. Through the People and Culture Committee, the Board evaluates the performance of the CEO and Executives annually by:

- setting performance criteria in alignment with the organisation's Strategic Scorecard;
- considering individual performance against these criteria, including (with respect to the Executives) recommendations from the CEO and information from the Head of Internal Audit and Chief Risk Officer in relation to relevant audit and risk management outcomes; and
- approving any performance-based salary increases.

The Mutual Bank's values and Code of Conduct anchor our culture and enhance ethical conduct by establishing clear standards and expectations for behaviour, reinforcing best practice corporate governance and ensuring that actions align with the Bank's commitment to integrity and transparency. The organisation has a Chief Governance Officer and Company Secretary to manage and advise on corporate governance and support Board and Committee operations. This Executive has a direct and independent line of reporting to the Chair, the Board and its Committees.

Corporate Governance Framework

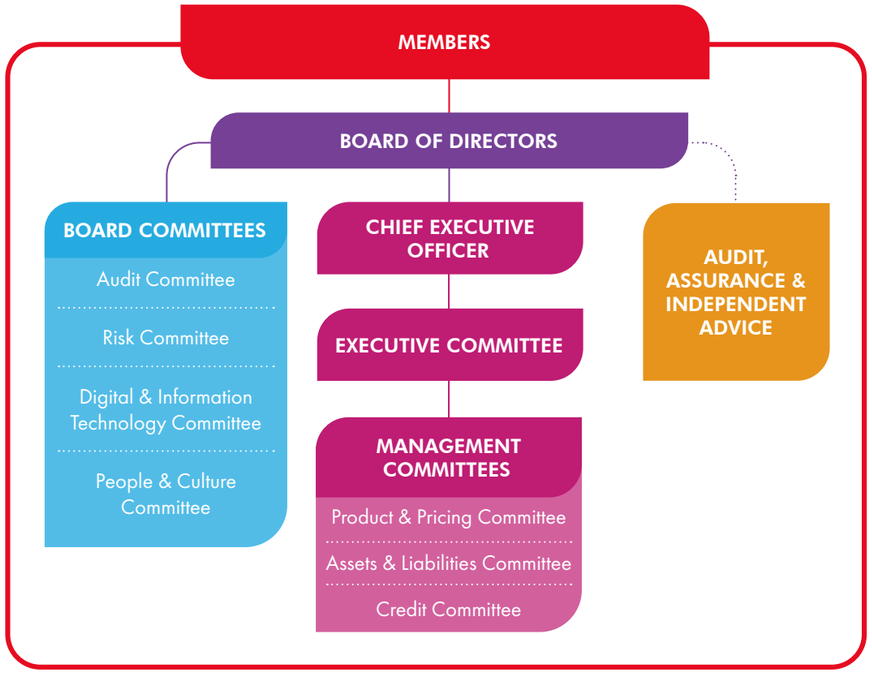

Risk Management

Emerging Risks and Customer Protection

In a rapidly changing environment, The Mutual Bank remained focused on anticipating emerging risks, strengthening resilience and protecting the trust our Customers place in us.

During the year, we continued to monitor emerging and evolving risks across technology, AI, cyber security, geopolitical uncertainty, financial crime and Anti-Money Laundering. These risks are increasingly interconnected and can have practical impacts on our Customers, suppliers, systems, workforce and ability to continue providing trusted banking services.

We also recognise that external conditions can affect Customers directly. Cost of living pressures, housing affordability, financial stress and changing economic conditions can heighten vulnerability and influence how Customers experience banking. Our role is to remain alert to these pressures, support Customers financial wellbeing through responsible banking practices and continue providing services that are accessible, secure and responsive to Customer needs.

Our focus has been on understanding how external pressures could affect the Bank and ensuring they are considered through our governance, risk management and business continuity activities. This included considering how geopolitical disruption could affect supply chains, technology providers, financial markets, energy costs, cyber security and access to critical services. By looking ahead and testing our preparedness, we are better positioned to respond if conditions change.

Artificial intelligence continued to present both opportunity and risk. We recognise its potential to improve efficiency, strengthen insights and create capacity, while also requiring careful oversight, human judgement and protection of Customer information. For The Mutual Bank, AI is not only a technology consideration. It is also relevant to data governance, operational resilience, workforce capability and trust. Our focus is on considering AI responsibly, with appropriate safeguards in place.

Cyber security remains one of the most significant and fast-moving risks facing all organisations. The increasing sophistication of cyber criminals, including the use of emerging technologies, reinforces the importance of strong cyber hygiene, effective controls, staff awareness and tested response arrangements. In light of the evolving threat landscape, we continued to enhance our cyber security posture to protect Customer data and support the resilience of our critical systems, technology platforms and service provider arrangements.

Scams, fraud, money laundering and other financial crime risks continue to evolve in scale and complexity, and can have a disproportionate impact on Customers experiencing vulnerability or financial stress. We remain committed to protecting our Customers and the integrity of the Bank through ongoing vigilance, industry collaboration and the continued enhancement of our financial crime capability, monitoring arrangements and control environment.

Operational resilience remains central to Customer protection. Our ability to provide critical services depends on the strength of our people, systems, suppliers, telecommunications providers, technology platforms and other external dependencies. We continued to build our understanding of these dependencies and maintain response arrangements to support continuity during disruption.

While the external environment remains uncertain, The Mutual Bank's approach is grounded in prudent management, strong governance and a clear commitment to our Customers and regional communities. By identifying risks early, responding thoughtfully and strengthening resilience before it is needed, we are better placed to continue supporting our Customers and maintaining the trust they place in us.

Financial Report

For the year ended 30 June 2026

Financial Statements	Page
Directors' Report	41
Auditor's Independence Declaration	47
Independent Audit Report	48
Directors' Declaration	50
Consolidated Entity Disclosure Statement	50
Statement of Profit or Loss	51
Statement of Comprehensive Income	52
Statement of Financial Position	53
Statement of Changes in Equity	54
Statement of Cash Flows	55
Notes to the Financial Statements	56

Directors' Report

The Directors of Maitland Mutual Limited (The Mutual Bank) present their report, together with the financial statements of the Group being Maitland Mutual Limited and its controlled entity (Maitland Mutual Group), for the year ended 30 June 2026.

Directors

The names of the Directors in office at any time during, or since the end of, the year are:

S. J. Meyn
S. C. Howes
S. R. King
S. P. Martinelli
D. J. Mirisch
A. Pinkowski

Directors have been in office since the start of the financial year to the date of this report.

Directors' Report

Information on Directors

Steven J Meyn (Chair)

Steve joined the Board in 2018 and was appointed Chair on 1 May 2022. Steve is the Chair of PKF Australia and works within PKF's Business Advisory team. With more than 35 years of experience as an accountant and business adviser, he has developed specific expertise in the field of business and strategic planning, family business succession and IT consulting. He also works with clients across needs analysis, business system risk analysis, business analytics, corporate governance and reporting. Steve holds a Bachelor of Commerce from the University of Newcastle and is a member of Chartered Accountants Australia & New Zealand (CA ANZ). He is an Advisory Board Member to a number of businesses and local charity Harry Meyn Foundation Ltd.

Steve is a member of The Mutual Bank's Risk and People and Culture Committees.

Sharon C Howes

Sharon joined the Board in 2020 and is Chair of the People and Culture Committee. Sharon is the former Managing Director of Ableson Howes and Associates, a business consultancy specialising in the provision of mergers and acquisitions, human capital and culture change services to the mining services, energy and manufacturing industries. With more than 30 years of experience in management and senior executive roles across the energy and manufacturing sectors as well as management consulting roles, she specialises in culture change, leadership development, non-financial risk management, and business improvement. Sharon is Chair of Hunter Health Insurance and also Chairs its People and Culture Committee. She is an independent member of the Audit, Risk and Improvement Committee at Lake Macquarie City Council. Sharon holds a Bachelor of Science from the University of Newcastle, a Graduate Diploma of Management from Central Queensland University, is a qualified executive coach, and is a Graduate and Member of the Australian Institute of Company Directors.

Sharon is also a member of The Mutual Bank's Risk Committee.

Scott R King

Scott joined the Board on 18 May 2023 and is Chair of The Mutual Bank's Digital and Information Technology Committee. He is also a member of the Audit Committee. He has more than 25 years of experience in the banking and finance industry, including as CEO and CFO of Qudos Bank, and has extensive experience in finance, risk management, strategy, and technology.

Scott has extensive experience as a non-executive director and currently sits on the boards of the National Affordable Housing Consortium and the Royal Australian College of General Practitioners. He holds a Bachelor of Economics from Macquarie University, is a Chartered Accountant and is a Member of the Australian Institute of Company Directors and Chartered Accountants Australia & New Zealand.

Stephen P Martinelli

Steve joined the Board on 18 May 2023 and is Chair of The Mutual Bank's Risk Committee. He is also a member of the Audit Committee. A senior banking, finance and asset management executive, Steve has more than 40 years of experience with leading financial institutions, including as CEO of a member-owned mutual bank. He has specialist expertise in consumer lending, commercial lending, distribution, strategy and operations. An experienced non-executive director, Steve now advises start-ups and established businesses on strategy, risk management, business transformation and cultural change.

Steve holds a Master of Business (Banking & Finance) from UTS and is a Graduate and Member of the Australian Institute of Company Directors. He has also served as a representative on the Mortgage & Finance Association of Australia's National Lending and Broking Committees.

Debbie J Mirisch

Debbie joined the Board in 2020 and is Chair of The Mutual Bank's Audit Committee. She is a Director of Beam Bookkeeping, a bookkeeping firm that provides management accounting, bookkeeping, BAS Agent, and CFO / Finance Team services. With more than 25 years of experience as an accountant, she is experienced in cloud-based technology delivery, yet places a high importance on good old-fashioned communication and relationships.

Debbie holds a Bachelor of Commerce from the University of Newcastle, is a Registered BAS Agent, a member of the Institute of Certified Bookkeepers and the Maitland Business Chamber. She served three years as a Director and Honorary Secretary of local not-for-profit NDIS registered provider, The Mai-Wel Group. She is also a past Treasurer of the Maitland Black & White Committee, which raised significant funds for the vision impaired of the Hunter Region in partnership with Vision Australia. She is a Member of the Australian Institute of Company Directors.

Debbie is also a member of The Mutual Bank's Digital and Information Technology and People and Culture Committees.

Andre Pinkowski

Andre joined the Board on 20 March 2024. He is a member of The Mutual Bank's Digital and Information Technology and Risk Committees. An experienced founder, CEO and digitally native company Director, Andre's career has spanned enterprise software-as-a-service, IT consultancy, web, mobile, and digital entertainment. He brings a dynamic energy to the Board as an inspiring entrepreneurial leader and strategist, having founded, scaled, and sold several high growth companies, leveraging various forms of venture funding. Andre sits on the Board of Hunter Health Insurance, is an advisory Board Member of Power Control Engineers, and mentors early-stage startups and spin-outs as part of UON's Integrated Innovation Network.

Andre is a Graduate and Member of the Australian Institute of Company Directors. He is also a member of the AICD's NSW Regional Forum and a member of the AICD Governance of Innovation and Technology Panel.

Directors' Report

Company Secretary

Merran Magill. BBus, LLB, Grad Dip Applied Corporate Governance (appointed 17 March 2022). Merran is the Chief Governance Officer and Company Secretary of The Mutual Bank. She joined The Mutual Bank on 24 January 2022 and has over 20 years of experience in private and in-house legal practice and corporate governance.

Principal Activities

The principal activities of Maitland Mutual Group involved the provision of financial services to members in the form of retail lending and deposit products.

No significant change in the nature of these activities occurred during the year.

Meetings of Directors

The number of meetings of The Mutual Bank's Board of Directors and of each Board Committee held during the year ended 30 June 2026, and the number of meetings attended by each Director were:

	Full Meetings of Directors		Audit		People & Culture	
	Eligible to attend	Number attended	Eligible to attend	Number attended	Eligible to attend	Number attended
Steven J Meyn	11	11	-	-	3	3
Sharon C Howes	11	11	-	-	3	3
Scott R King	11	11	5	5	-	-
Stephen P Martinelli	11	11	5	5	-	-
Debbie J Mirisch	11	11	5	5	3	3
Andre Pinkowski	11	11	-	-	-	-

	Digital & Information Technology		Risk	
	Eligible to attend	Number attended	Eligible to attend	Number attended
Steven J Meyn	-	-	5	5
Sharon C Howes	-	-	5	5
Scott R King	5	5	2	2
Stephen P Martinelli	-	-	5	5
Debbie J Mirisch	5	5	2	2
Andre Pinkowski	5	5	5	5

During the year, one joint meeting of the Audit and Risk Committees was held. Debbie Mirisch (Co-Chair), Stephen Martinelli (Co-Chair), Steven Meyn (Member, Risk Committee), Sharon Howes (Member, Risk Committee), Andre Pinkowski (Member, Risk Committee) and Scott King (Member, Audit Committee) were in attendance.

Member Liability

The Mutual Bank is a company limited by shares and guarantee. The Mutual Bank has not issued shares. The guarantee is provided by members of The Mutual Bank aged 18 years or older who became members after 24 October 2000 and is limited to $5 per member. The total amount that members of The Mutual Bank are liable to contribute if The Mutual Bank is wound up is $81,060.

Review of Operations

The Mutual Bank delivered sustainable financial outcomes for the year ended 30 June 2026, reflecting a deliberate focus on long-term member value and operational resilience.

The net profit after tax attributable to members was $2.1 million, a 24.2% decrease on the previous year. The decrease in net profit after tax reflects The Mutual Bank taking a balanced view of operational performance, seeking to grow the balance sheet, offer competitive interest rates, continue to invest in strategic initiatives for the benefit of members and maintain long-term financial strength in the form of the capital adequacy ratio.

Total net interest income increased by 1.8% as The Mutual Bank navigated a volatile interest rate cycle that included two reductions and three increases in the Reserve Bank of Australia's Official Cash Rate. Net interest margin declined from 2.50% to 2.35%, reflecting competitive pressures in deposit markets that saw fixed-term deposit rates increase earlier and higher than the movements in the Official Cash Rate.

Total operating expenses increased by 8.0% during the financial year. Consistent with its strategic objectives, The Mutual Bank continued to invest in strategic initiatives and ongoing compliance with regulatory obligations. The resulting profit outcome enabled The Mutual Bank to achieve these objectives while continuing to operate in the best long-term interests of members.

Total assets increased by 11.3% to $1.3 billion during the year. Total loans outstanding increased by 8.6% to $1.07 billion with the growth primarily funded by way of an 8.1% increase in total deposits to $1.11 billion. Growth in loans and deposits was broadly in line with the Australian banking system.

Further information regarding The Mutual Bank's operations and strategic performance is provided in the Chair and CEO Letter contained within this Annual Report.

Short and Long Term Objectives

The Mutual Bank has established short and long-term objectives as outlined in its three-year business plan which is reviewed on an annual basis. These objectives are both financial and non-financial and are aimed towards providing exceptional financial security, value and service to its members. These objectives are measured through both financial and non-financial key performance indicators that have been determined relevant to the industry.

Significant Changes in State of Affairs

No significant changes in Maitland Mutual Group's financial situation occurred during the financial year.

After Balance Date Events

No matters or circumstances have arisen since the end of the financial year which significantly affected, or may significantly affect, the operations of Maitland Mutual Group, the results of those operations, or the state of affairs of Maitland Mutual Group in future financial years.

Auditor's Independence Declaration

A copy of the auditor's independence declaration as required under section 307C of the Corporations Act 2001 is set out at page 47.

Future Developments

Possible developments in the operations of the Maitland Mutual Group and the expected results of those operations in future financial years have not been included in this report as the inclusion of such information is commercially confidential.

Indemnification of Officers

The Mutual Bank's Constitution provides that it may indemnify, unless and to the extent prohibited by statute, each Officer of Maitland Mutual Group against liabilities incurred by such a person in that capacity (including legal costs incurred in defending any proceedings).

The Mutual Bank has entered into deeds providing for indemnity, insurance and access to documents for each Director and Company Secretary who served during the year ended 30 June 2026. The deeds require The Mutual Bank to indemnify, to the extent permitted by law, the Directors and Company Secretaries from and against all liabilities (including costs, charges, losses, damages, expenses, penalties and liabilities of any kind) incurred in their capacity as an Officer of The Mutual Bank.

Directors' Report

Insurance of Officers

During the financial year, The Mutual Bank paid a premium in respect of a contract insuring Directors and Officers of The Mutual Bank against liability.

The liabilities insured are legal costs that may be incurred in defending civil or criminal proceedings that may be brought against the Directors and Officers in their capacity as Directors or Officers of The Mutual Bank, and any other payments arising from liabilities incurred by the Directors or Officers in connection with such proceedings. This does not include such liabilities that arise from conduct involving a willful breach of duty by the Directors or Officers or the improper use by the Directors or Officers of their position or of information to gain advantage for themselves or someone else or to cause detriment to The Mutual Bank. It is not possible to apportion the premium between amounts relating to the insurance against legal costs and those relating to other liabilities.

In accordance with normal commercial practice, disclosure of the total amount of premium payable under, and the nature of liabilities covered by, the insurance contract is prohibited by a confidentiality clause in the contract.

Environmental Issues

Maitland Mutual Group's operations are not regulated by any significant environmental regulation under a law of the Commonwealth or of a state or territory.

Proceedings on behalf of The Mutual Bank

No person has applied to the Court under section 237 of the Corporations Act 2001 for leave to bring proceedings on behalf of The Mutual Bank.

No proceedings have been brought or intervened in on behalf of The Mutual Bank with leave of the Court under section 237 of the Corporations Act 2001.

Rounding of amounts

The Mutual Bank is an entity to which ASIC Corporations (Rounding in Financial / Directors' Reports) Instrument 2026/183 applies and, accordingly, amounts in the financial statements and Directors' Report have been rounded to the nearest thousand dollars.

This report is made in accordance with a resolution of Directors:

Steven J Meyn

Debbie J Mirisch

Crowe

Crowe Audit Australia
ABN 13 969 921 386
Member Crowe International

Audit and Assurance Services
491 Smollett Street
Albury NSW 2640 Australia
PO Box 500
Albury NSW 2640 Australia

Tel 02 6021 1111
Fax 02 6041 1892
www.crowe.com/au

Auditor Independence Declaration under Section 307C of the *Corporations Act 2001* to the Directors of Maitland Mutual Limited and its controlled entity

I declare that, to the best of my knowledge and belief, in relation to the audit for the financial year ended 30 June 2026 there have been no contraventions of:

(1) The auditor independence requirements as set out in the *Corporations Act 2001* in relation to the audit; and

(2) Any applicable code of professional conduct in relation to the audit.

This declaration is in respect of Maitland Mutual Limited and its controlled entity during the financial year ended 30 June 2026.

CROWE AUDIT AUSTRALIA

BRADLEY D BOHUN
Partner

29 SEPTEMBER 2026
ALBURY

Some of the Crowe personnel involved in preparing this document may be members of a professional scheme approved under Professional Standards Legislation such that their occupational liability is limited under that Legislation. To the extent that applies, the following disclaimer applies to them. If you have any questions about the applicability of Professional Standards Legislation to Crowe's personnel involved in preparing this document, please speak to your Crowe adviser. Liability limited by a scheme approved under Professional Standards Legislation.

The title 'Partner' conveys that the person is a senior member within their respective division, and is among the group of persons who hold an equity interest (shareholder) in its parent entity, Findex Group Limited. The only professional service offering which is conducted by a partnership is external audit, conducted via the Crowe Australasia external audit division and Unison SMSF Audit. All other professional services offered by Findex Group Limited are conducted by a privately owned organisation and/or its subsidiaries. Findex (Aust) Pty Ltd, trading as Crowe Australasia is a member of Crowe Global, a Swiss verein. Each member firm of Crowe Global is a separate and independent legal entity.

Findex (Aust) Pty Ltd and its affiliates are not responsible or liable for any acts or omissions of Crowe Global or any other member of Crowe Global. Crowe Global does not render any professional services and does not have an ownership or partnership interest in Findex (Aust) Pty Ltd. Services are provided by Crowe Audit Australia, an affiliate of Findex (Aust) Pty Ltd. © 2026 Findex (Aust) Pty Ltd

Crowe Audit Australia
ABN 13 969 921 386
Member Crowe International

Audit and Assurance Services
491 Smollett Street
Albury NSW 2640 Australia
PO Box 500
Albury NSW 2640 Australia

Tel 02 6021 1111
Fax 02 6041 1892
www.crowe.com/au

Independent Auditor's Report

To the Members of Maitland Mutual Limited

Opinion

We have audited the financial report of Maitland Mutual Limited and its controlled entity ('the Group'), which comprises the consolidated statement of financial position as at 30 June 2026, the consolidated statement of profit or loss and other comprehensive income, the consolidated statement of changes in equity and the consolidated statement of cash flows for the year then ended, and notes to the financial statements, including the material accounting policy information, the consolidated entity disclosure statement and the directors' declaration.

In our opinion, the accompanying financial report of the Group is in accordance with the *Corporations Act 2001*, including:

(a) giving a true and fair view of the Group's financial position as at 30 June 2026 and of its financial performance for the year then ended; and

(b) complying with Australian Accounting Standards and the *Corporations Regulations 2001*.

Basis for Opinion

We conducted our audit in accordance with Australian Auditing Standards. Our responsibilities under those standards are further described in the *Auditor's Responsibilities for the Audit of the Financial Report* section of our report. We are independent of the Group in accordance with the auditor independence requirements of the *Corporations Act 2001* and the ethical requirements of the Accounting Professional and Ethical Standards Board's APES 110 *Code of Ethics for Professional Accountants (including the Independence Standards)* (the Code) that are relevant to audits of the financial report of public interest entities in Australia. We have also fulfilled our other ethical responsibilities in accordance with the Code.

We believe that the audit evidence we have obtained is sufficient and appropriate to provide a basis for our opinion.

Other Information

The directors are responsible for the other information. The other information comprises the directors' report information contained in the Group's annual report for the year ended 30 June 2026, but does not include the financial report and our auditor's report thereon.

Our opinion on the financial report does not cover the other information and accordingly we do not express any form of assurance conclusion thereon.

In connection with our audit of the financial report, our responsibility is to read the other information and, in doing so, consider whether the other information is materially inconsistent with the financial report or our knowledge obtained in the audit or otherwise appears to be materially misstated.

If, based on the work we have performed, we conclude that there is a material misstatement of this other information, we are required to report that fact. We have nothing to report in this regard.

Responsibilities of the Directors for the Financial Report

The directors of the Group are responsible for the preparation of

- the financial report that gives a true and fair view in accordance with Australian Accounting Standards and the *Corporations Act 2001; and*
- the consolidated entity disclosure statement that is true and correct in accordance with the *Corporations Act 2001;* and

for such internal control as the directors determine is necessary to enable the preparation of:

- the financial report (other than the consolidated entity disclosure statement) that gives a true and fair view and is free from material misstatement, whether due to fraud or error; and
- the consolidated entity disclosure statement that is true and correct and is free of misstatement, whether due to fraud or error.

In preparing the financial report, the directors are responsible for assessing the ability of the Group to continue as a going concern, disclosing, as applicable, matters related to going concern and using the going concern basis of accounting unless the directors either intend to liquidate the Group or to cease operations, or have no realistic alternative but to do so.

Auditor's Responsibilities for the Audit of the Financial Report

Our objectives are to obtain reasonable assurance about whether the financial report as a whole is free from material misstatement, whether due to fraud or error, and to issue an auditor's report that includes our opinion. Reasonable assurance is a high level of assurance, but is not a guarantee that an audit conducted in accordance with the Australian Auditing Standards will always detect a material misstatement when it exists. Misstatements can arise from fraud or error and are considered material if, individually or in the aggregate, they could reasonably be expected to influence the economic decisions of users taken on the basis of this financial report.

As part of an audit in accordance with the Australian Auditing Standards, we exercise professional judgement and maintain professional scepticism throughout the audit. We also:

- Identify and assess the risks of material misstatement of the financial report, whether due to fraud or error, design and perform audit procedures responsive to those risks, and obtain audit evidence that is sufficient and appropriate to provide a basis for our opinion. The risk of not detecting a material misstatement resulting from fraud is higher than for one resulting from error, as fraud may involve collusion, forgery, intentional omissions, misrepresentations, or the override of internal control.
- Obtain an understanding of internal control relevant to the audit in order to design audit procedures that are appropriate in the circumstances, but not for the purpose of expressing an opinion on the effectiveness of the Group's internal control.
- Evaluate the appropriateness of accounting policies used and the reasonableness of accounting estimates and related disclosures made by the directors.
- Conclude on the appropriateness of the directors' use of the going concern basis of accounting and, based on the audit evidence obtained, whether a material uncertainty exists related to events or conditions that may cast significant doubt on the Group's ability to continue as a going concern. If we conclude that a material uncertainty exists, we are required to draw attention in our auditor's report to the related disclosures in the financial report or, if such disclosures are inadequate, to modify our opinion. Our conclusions are based on the audit evidence obtained up to the date of our auditor's report. However, future events or conditions may cause the Group to cease to continue as a going concern.
- Evaluate the overall presentation, structure and content of the financial report, including the disclosures, and whether the financial report represents the underlying transactions and events in a manner that achieves fair presentation.

We communicate with the directors regarding, among other matters, the planned scope and timing of the audit and significant audit findings, including any significant deficiencies in internal control that we identify during the audit.

CROWE AUDIT AUSTRALIA

BRADLEY D BOHUN
Partner

29 SEPTEMBER 2026
ALBURY

Some of the Crowe personnel involved in preparing this document may be members of a professional scheme approved under Professional Standards Legislation such that their occupational liability is limited under that Legislation. To the extent that applies, the following disclaimer applies to them. If you have any questions about the applicability of Professional Standards Legislation to Crowe's personnel involved in preparing this document, please speak to your Crowe adviser. Liability limited by a scheme approved under Professional Standards Legislation.

The title 'Partner' conveys that the person is a senior member within their respective division, and is among the group of persons who hold an equity interest (shareholder) in its parent entity, Findex Group Limited. The only professional service offering which is conducted by a partnership is external audit, conducted via the Crowe Australasia external audit division and Unison SMSF Audit. All other professional services offered by Findex Group Limited are conducted by a privately owned organisation and/or its subsidiaries. Findex (Aust) Pty Ltd, trading as Crowe Australasia is a member of Crowe Global, a Swiss verein. Each member firm of Crowe Global is a separate and independent legal entity.

Findex (Aust) Pty Ltd and its affiliates are not responsible or liable for any acts or omissions of Crowe Global or any other member of Crowe Global. Crowe Global does not render any professional services and does not have an ownership or partnership interest in Findex (Aust) Pty Ltd. Services are provided by Crowe Audit Australia, an affiliate of Findex (Aust) Pty Ltd. © 2026 Findex (Aust) Pty Ltd

Directors' Declaration

In the Directors' opinion:

1. The financial statements and notes, as set out on pages 51 to 90, are in accordance with the *Corporations Act 2001* and:

   (a) comply with Accounting standards, and

   (b) give a true and fair view of the financial position of the Maitland Mutual Group as at 30 June 2026 and its performance for the year ended on that date.

2. There are reasonable grounds to believe that the Maitland Mutual Group will be able to pay its debts as and when they become due and payable.

3. The consolidated entity disclosure statement on page 50 is true and correct.

This declaration is made in accordance with a resolution of the Board of Directors.

Steven J Meyn

Debbie J Mirisch

Dated 24 September 2026

Consolidated entity disclosure statement

As at 30 June 2026

Name of entity	Type of entity	Trustee, partner or participant in JV	% of share capital	Place of business/ country of incorporation	Australian resident or foreign resident	Foreign jurisdiction(s) of foreign residents
Maitland Mutual Limited	Body corporate	-	n/a	Australia	Australian	n/a
Hunter Trust Repo Series No.1	Trust	-	n/a	n/a	Australian	n/a

Basis of Preparation

This consolidated entity disclosure statement (CEDS) has been prepared in accordance with the *Corporations Act 2001* (s.295(3A)(a)) and includes information for each entity that was part of the consolidated entity as at the end of the financial year in accordance with AASB 10 *Consolidated Financial Statements.*

Trusts

Australian tax law generally does not contain corresponding residency tests for trusts and these entities are typically taxed on a flowthrough basis so there is no need for a general residence test.

Statement of Profit or Loss

For the year ended 30 June 2026

	Note	Parent Entity 2026 $'000s	Parent Entity 2025 $'000s	Consolidated Entity 2026 $'000s	Consolidated Entity 2025 $'000s
Interest revenue	2.1(a)	75,440	75,941	66,016	65,772
Interest expense	2.1(b)	(46,730)	(47,762)	(37,256)	(37,532)
Net interest income		**28,710**	**28,179**	**28,760**	**28,240**
Non-interest income	2.2(a)	2,450	1,957	2,450	1,957
Total income		**31,160**	**30,136**	**31,210**	**30,197**
Impairment recovery/(expense) on loans and advances		15	(75)	15	(75)
Employee benefits expense		(15,715)	(14,331)	(15,715)	(14,331)
Depreciation and amortisation expense	2.3(a)	(2,578)	(2,537)	(2,578)	(2,537)
Marketing expenses		(850)	(660)	(850)	(660)
Information technology expenses		(2,082)	(1,511)	(2,082)	(1,511)
Other expenses	2.3(b)	(6,953)	(6,877)	(7,003)	(6,938)
Interest expense on lease liabilities	6.4(a)	(79)	(150)	(79)	(150)
Profit before income tax		**2,918**	**3,995**	**2,918**	**3,995**
Income tax expense	2.4(a)	(815)	(1,219)	(815)	(1,219)
Profit attributable to Members		**2,103**	**2,776**	**2,103**	**2,776**

The accompanying notes form part of these financial statements

Statement of Comprehensive Income

For the year ended 30 June 2026

	Note	Parent Entity 2026 $'000s	Parent Entity 2025 $'000s	Consolidated Entity 2026 $'000s	Consolidated Entity 2025 $'000s
Profit for the year		2,103	2,776	2,103	2,776
Other comprehensive income, net of tax:					
Changes in the fair value of cash flow hedges	6.6(c)	(117)	-	(117)	-
Total comprehensive income for the year attributable to Members		**1,986**	**2,776**	**1,986**	**2,776**

The accompanying notes form part of these financial statements

Statement of Financial Position

As at 30 June 2026

	Note	Parent Entity 2026 $'000s	Parent Entity 2025 $'000s	Consolidated Entity 2026 $'000s	Consolidated Entity 2025 $'000s
ASSETS					
Cash and cash equivalents	4.1	134,200	102,190	141,654	109,432
Financial assets	4.3	297,925	279,392	95,425	76,892
Loans and advances to members	3.1	1,066,547	981,874	1,066,547	981,874
Other receivables	6.1	3,899	3,004	2,810	1,987
Current tax assets		15	-	15	-
Intangible assets	6.2	976	937	976	937
Property, plant and equipment	6.3	24,346	25,141	24,346	25,141
Right of use assets	6.4	1,667	2,146	1,667	2,146
Net deferred tax assets	2.4(c)	376	234	376	234
TOTAL ASSETS		**1,529,951**	**1,394,918**	**1,333,816**	**1,198,643**
LIABILITIES					
Deposits	4.4	1,111,985	1,028,944	1,111,985	1,028,944
Other borrowed funds	4.5	339,001	289,226	142,861	92,945
Derivative financial instruments	4.6	177	-	177	-
Payables and other accruals		1,097	692	1,102	698
Current tax liabilities		-	4	-	4
Provisions	6.5	1,542	1,388	1,542	1,388
Lease liabilities		1,811	2,312	1,811	2,312
TOTAL LIABILITIES		**1,455,613**	**1,322,566**	**1,259,478**	**1,126,291**
NET ASSETS		**74,338**	**72,352**	**74,338**	**72,352**
EQUITY					
Retained earnings	6.6(a)	69,727	67,624	69,727	67,624
Contributed equity	6.6(b)	4,728	4,728	4,728	4,728
Reserves	6.6(c)	(117)	-	(117)	-
TOTAL EQUITY		**74,338**	**72,352**	**74,338**	**72,352**

The accompanying notes form part of these financial statements

Statements of Changes in Equity

For the year ended 30 June 2026

	Note	Parent and Consolidated Entity Retained Earnings $'000s	Contributed Equity $'000s	Reserves $'000s	Total $'000s
Opening balance at 1 July 2025		67,624	4,728	-	72,352
Profit attributable to Members		2,103	-	-	2,103
Other comprehensive income		-	-	(117)	(117)
Balance at 30 June 2026	6.6	**69,727**	**4,728**	**(117)**	**74,338**
Opening balance at 1 July 2024		64,848	4,728	-	69,576
Profit attributable to Members		2,776	-	-	2,776
Balance at 30 June 2025	6.6	**67,624**	**4,728**	**-**	**72,352**

The accompanying notes form part of these financial statements

Statement of Cash Flows

For the year ended 30 June 2026

	Note	Parent Entity 2026 $'000s	Parent Entity 2025 $'000s	Consolidated Entity 2026 $'000s	Consolidated Entity 2025 $'000s
CASH FLOWS FROM OPERATING ACTIVITIES:					
Interest received		75,058	76,032	65,702	65,771
Fees and commissions received		1,722	1,643	1,722	1,643
Other cash receipts in the course of operations		166	140	166	140
Interest paid		(46,819)	(47,673)	(37,345)	(37,443)
Fees and commissions paid		(2,220)	(2,076)	(2,228)	(2,084)
Payments to suppliers and employees		(22,908)	(21,804)	(22,947)	(21,856)
Income taxes paid		(928)	(546)	(928)	(546)
Net increase in loans and advances		(84,674)	(85,467)	(84,674)	(85,467)
Net increase in deposits		83,048	14,766	83,048	14,766
Net cash provided by / (used in) operating activities	4.2	**2,445**	**(64,985)**	**2,516**	**(65,076)**
CASH FLOWS FROM INVESTING ACTIVITIES:					
Proceeds from sale of property, plant and equipment		356	33	356	33
Payments for intangible assets		(623)	(622)	(623)	(622)
Payments for property, plant and equipment		(620)	(1,389)	(620)	(1,389)
Net movement in financial assets		(18,533)	(13,260)	(18,533)	(13,260)
Net cash used in investing activities		**(19,420)**	**(15,239)**	**(19,420)**	**(15,239)**
CASH FLOWS FROM FINANCING ACTIVITIES:					
Net movement in other borrowed funds		49,775	71,446	49,916	66,455
Repayment of leases		(790)	(819)	(790)	(819)
Net cash provided by financing activities		**48,985**	**70,627**	**49,126**	**65,636**
Net increase / (decrease) in cash and cash equivalents held		32,010	(9,596)	32,222	(14,678)
Cash and cash equivalents at beginning of year		102,190	111,786	109,432	124,110
Cash and cash equivalents at end of financial year	4.1	**134,200**	**102,190**	**141,654**	**109,432**

The accompanying notes form part of these financial statements

Notes to the Financial Statements

For the year ended 30 June 2026

1 Basis of preparation

The financial report includes the consolidated financial statements and notes of Maitland Mutual Limited and its controlled entity ("Maitland Mutual Group"). Maitland Mutual Group is a for profit Group.

The consolidated financial report is a general purpose financial report that has been prepared in accordance with Accounting Standards, Australian Accounting Interpretations, other authoritative pronouncements of the Australian Accounting Standards Board (AASB), and the Corporations Act 2001.

Maitland Mutual Limited (The Mutual Bank) is a company limited by shares and guarantee, incorporated and domiciled in Australia. Whilst there were no shares on issue at balance date, The Mutual Bank does have the capacity to issue shares at a future date if the Board so determines.

Australian Accounting Standards set out accounting policies that the AASB has concluded would result in a financial report containing relevant and reliable information about transactions, events and conditions to which they apply. Compliance with Australian Accounting Standards ensures that the financial statements and notes also comply with International Financial Reporting Standards as issued by the International Accounting Standards Board. Material accounting policies adopted in the preparation of this financial report are presented below. They have been consistently applied unless otherwise stated.

The financial report has been prepared on an accruals basis and is based on historical costs, modified, where applicable, by the measurement at fair value of selected assets, financial assets and financial liabilities. All amounts are expressed in Australian dollars as currency.

Restatement of comparative information

During the current financial year, The Mutual Bank reviewed the presentation of certain balance sheet items to improve consistency with current year disclosures. As a result, comparative amounts have been reclassified, with $9.6 million reallocated from Financial Assets to Cash and Cash Equivalents as at 30 June 2025. This reclassification has no impact on total assets, net profit after tax, retained earnings, total equity or cash flows previously reported.

1.1 Basis of consolidation and RBA repurchase securitisation trust

A subsidiary is an entity controlled by The Mutual Bank. The Mutual Bank controls an entity when it is exposed to, or has rights to, variable returns from its involvement with the entity and has the ability to affect those returns through its power over the entity. The consolidation of a subsidiary is discontinued from the date that control ceases.

The Hunter Trust Repo Series No.1 ("Hunter Trust") was established by The Mutual Bank to facilitate the liquidity requirements of APRA's prudential standards. Hunter Trust has an independent Trustee. The Mutual Bank sells the rights to future cash flows of eligible residential loans into Hunter Trust and is issued notes eligible for sale to the Reserve Bank of Australia. The notes are residential mortgage-backed securities (RMBS).

The Mutual Bank has financed the loans and receives the net gains or losses from Hunter Trust after Trustee expenses. The Mutual Bank has an obligation to manage the portfolio of loans as if it were the lender, and to maintain the pool of eligible secured loans at the value equivalent to the value of the notes received. The Mutual Bank retains the credit risk for losses arising from the loan default or security decline and the interest rate risk from movements in market interest rates. Accordingly, the mortgage loans and associated financial liability due to Hunter Trust on the transfer of the loans continue to be recognised in The Mutual Bank's financial statements. Please refer to accounting policy Note 4.5(c) for further information.

Hunter Trust is a controlled entity, and the accounting policies of Hunter Trust are consistent with The Mutual Bank to ensure uniformity across Maitland Mutual Group. The residual assets, liabilities and results of Hunter Trust are fully consolidated into the financial statements of Maitland Mutual Group from the date on which control was obtained by The Mutual Bank.

Maitland Mutual Group has elected to present the financial statements on a gross presentation method, whereby The Mutual Bank represents the parent entity, and the consolidated Maitland Mutual Group incorporates The Mutual Bank and the controlled entity of Hunter Trust. The presentation of the parent entity throughout the notes is on a gross presentation basis inclusive of the self-securitisation notes. All intra-group transactions, balances, income and expenses are eliminated in full on consolidation.

Notes to the Financial Statements

For the year ended 30 June 2026

1 Basis of preparation (continued)

1.2 Significant changes in the current reporting period

No significant changes in the Maitland Mutual Group's state of affairs occurred during the financial year.

1.3 Material accounting estimates and judgements in applying accounting policies

The Maitland Mutual Group makes estimates and assumptions that affect the reported amounts of assets and liabilities within the next financial year. Estimates and judgements are continually evaluated and are based on historical experience and other factors, including expectations of future events that are believed to be reasonable under the circumstances.

Judgement	Reference
Expected credit losses	Note 3.2
Estimation of useful lives of assets	Note 6.2 and Note 6.3
Taxation	Note 2.4
Lease term and option to extend under AASB 16	Note 6.4

	Parent Entity		Consolidated Entity	
	2026	2025	2026	2025
	$'000s	$'000s	$'000s	$'000s
2 Financial performance				
2.1 Net interest income				
(a) Interest revenue				
Cash and cash equivalents	4,489	4,989	4,989	5,517
Loans and advances to members	57,360	56,964	57,360	56,964
Financial assets	13,591	13,988	3,667	3,291
	75,440	**75,941**	**66,016**	**65,772**
(b) Interest expense				
Deposits due to members	33,019	33,032	33,019	33,032
Other borrowed funds	13,711	14,730	4,237	4,500
	46,730	**47,762**	**37,256**	**37,532**
Net interest income	**28,710**	**28,179**	**28,760**	**28,240**

(c) Accounting policy - recognition and measurement

Interest revenue and expense are recognised in the statement of profit or loss and other comprehensive income for all instruments measured at amortised cost using the effective interest rate method in accordance with AASB 9 *Financial Instruments.*

Notes to the Financial Statements

For the year ended 30 June 2026

		Parent Entity		Consolidated Entity	
		2026	2025	2026	2025
		$'000s	$'000s	$'000s	$'000s
2	**Financial performance (continued)**				
2.2	**Non-interest income**				
(a)	**Fees, commission and other income**				
	Fees and commission income				
	Banking service fees	974	1,003	974	1,003
	Transaction fees	326	288	326	288
	ATM fees	268	262	268	262
	Commissions	154	90	154	90
		1,722	**1,643**	**1,722**	**1,643**
	Other Income				
	Rental and other operating income	487	111	487	111
	Net gain on write back of lease and disposal of assets	241	203	241	203
		728	**314**	**728**	**314**
	Non-interest income	**2,450**	**1,957**	**2,450**	**1,957**

(b) Accounting policy - recognition and measurement

Income earned by Maitland Mutual Group from its contracts with Members primarily consists of the following categories of fee and commission income:

- **Banking service fees**
  Banking service fees include fees earned on a range of banking services which are recognised when the performance obligation is satisfied.
- **Transaction fees**
  Transaction fees include fees earned on the use of transactional solutions, such as credit and debit cards, by Members which are recognised when the performance obligation is satisfied.
- **ATM fees**
  Maitland Mutual Group earns revenue for non member card use of its ATM network which is recognised when the performance obligation is satisfied.
- **Commissions**
  Maitland Mutual Group has arrangements with third party product issuers and earns revenue for selling and/or referring members which is recognised when the performance obligation is satisfied.

Notes to the Financial Statements

For the year ended 30 June 2026

			Parent Entity		Consolidated Entity	
			2026	2025	2026	2025
		Note	$'000s	$'000s	$'000s	$'000s
2	**Financial performance (continued)**					
2.3	**Other expenses**					
(a)	**Depreciation and amortisation expense**					
	Depreciation					
	Buildings		519	513	519	513
	Plant and equipment		722	764	722	764
	Leasehold improvements		60	80	60	80
	Total depreciation		**1,301**	**1,357**	**1,301**	**1,357**
	Amortisation					
	Computer software & other intangibles		584	496	584	496
	Leases		693	684	693	684
	Total amortisation		**1,277**	**1,180**	**1,277**	**1,180**
	Total depreciation and amortisation		**2,578**	**2,537**	**2,578**	**2,537**

Refer Note 6.2 Intangible assets and Note 6.3 Property, plant and equipment for accounting policies related to depreciation and amortisation expense.

(b)	**Other operating costs**					
	Brokerage and trailing fees paid		355	268	355	268
	Settlement transaction fees		1,865	1,808	1,872	1,816
	Administration, consultant and audit costs		1,483	1,653	1,483	1,653
	ATM expenses		343	356	343	356
	Insurance		355	344	355	344
	Property costs		757	663	757	663
	Telephone		518	595	518	595
	Other operating costs		1,277	1,190	1,320	1,243
			6,953	**6,877**	**7,003**	**6,938**

(c) Accounting policy - recognition and measurement

Expenses incurred directly in relation to the origination of loans are deferred and recognised over the effective life of a loan. The outstanding balance of the deferred origination expenses is recognised in the balance sheet as an increase in the carrying value of loan balances outstanding.

2.4	**Income tax expense**					
(a)	**Income tax expense**					
	Current tax		957	1,177	957	1,177
	Deferred tax	2.4(c)	(142)	42	(142)	42
			815	**1,219**	**815**	**1,219**
(b)	**Numerical reconciliation of income tax expense to prima facie tax payable**					
	Profit from continuing operations before income tax expense		2,918	3,995	2,918	3,995
	Tax at rate of 30% (2025 - 30%)		876	1,199	876	1,199
	Under/(over) provision in previous year		-	10	-	10
	Prior year capital losses utilised		(71)	-	(71)	-
	Tax effect of amounts which are not deductible in calculating taxable income:					
	Non-deductible expenditure		10	10	10	10
			815	**1,219**	**815**	**1,219**

Notes to the Financial Statements

For the year ended 30 June 2026

		Note	Parent Entity 2026 $'000s	Parent Entity 2025 $'000s	Consolidated Entity 2026 $'000s	Consolidated Entity 2025 $'000s
2	**Financial performance (continued)**					
2.4	**Income tax expense (continued)**					
(c)	**Deferred tax assets**					
	The balance comprises temporary differences attributable to:					
	Derivatives		50	-	50	-
	Provision for impairment losses		287	284	287	284
	Employee leave		452	411	452	411
	Leased assets		43	50	43	50
	Other provisions and accruals		43	39	43	39
			875	784	875	784
	Less: Offset of deferred tax liabilities pursuant to set-off provisions	2.4(d)	(499)	(550)	(499)	(550)
	Net deferred tax assets		**376**	**234**	**376**	**234**
	Movements					
	Opening balance at 1 July		234	276	234	276
	Credited to the statement of profit or loss	2.4(a)	142	(42)	142	(42)
	Closing balance at 30 June		**376**	**234**	**376**	**234**
(d)	**Deferred tax liabilities**					
	The balance comprises temporary differences attributable to:					
	Loan establishment fees		177	105	177	105
	Debtors and prepayments		41	18	41	18
	Depreciation		281	427	281	427
			499	**550**	**499**	**550**
	Set-off deferred tax assets pursuant to set-off provisions	2.4(c)	(499)	(550)	(499)	(550)
	Net deferred tax liabilities		**-**	**-**	**-**	**-**

Notes to the Financial Statements

For the year ended 30 June 2026

2 Financial performance (continued)

(e) Accounting policy - recognition and measurement

(i) Income tax

Current income tax expense charged to the profit or loss is the tax payable on taxable income calculated using applicable income tax rates enacted, or substantially enacted, as at reporting date. Current tax liabilities / (assets) are therefore measured at the amounts expected to be paid to / (recovered from) the relevant taxation authority.

Current and deferred income tax expense / (benefit) is charged or credited directly to equity instead of the profit or loss when the tax relates to items that are credited or charged directly to equity.

The Mutual Bank and its wholly-owned subsidiary, the Hunter Trust have formed a tax-consolidated Group and are therefore taxed as a single entity from that date. The head entity within the tax-consolidated group is The Mutual Bank. Tax expense/(benefit), deferred tax liabilities and deferred tax assets arising from temporary differences of the members of the tax-consolidated group are recognised in the separate financial statements of the members of the tax-consolidated group using the 'separate taxpayer within the group' approach by reference to the carrying amounts in the separate financial statements of each entity and the tax values applying under tax consolidation. Current tax liabilities and assets and deferred tax assets arising from unused tax losses and relevant tax credits of the members of the tax-consolidated group are recognised by the head entity. Due to the existence of a tax funding arrangement between the entities in the tax-consolidated group, amounts are recognised as payable to or receivable by the head entity and each member of the group in relation to the tax contribution amounts paid or payable between the head entity and the other members of the tax-consolidated group in accordance with the arrangement.

(ii) Taxation

Provisions for taxation require significant judgement with respect to outcomes that are uncertain. Maitland Mutual Group has estimated its tax provisions based on expected outcomes.

Deferred tax assets are recognised for deductible temporary differences as management considers that it is probable that future taxable profits will be available to utilise those temporary differences.

Notes to the Financial Statements

For the year ended 30 June 2026

	Note	Parent Entity 2026 $'000s	Parent Entity 2025 $'000s	Consolidated Entity 2026 $'000s	Consolidated Entity 2025 $'000s
3 Loans and advances to members					
3.1 Classification of loans and advances					
Housing loans		930,632	855,208	930,632	855,208
Business and commercial loans		131,633	123,465	131,633	123,465
Personal loans and credit cards		4,513	3,737	4,513	3,737
		1,066,778	**982,410**	**1,066,778**	**982,410**
Add: Net deferred loan fees		727	412	727	412
Less: Provision for expected credit losses	3.2, 5.2(g)	(958)	(948)	(958)	(948)
		1,066,547	**981,874**	**1,066,547**	**981,874**
(a) Loan commitments					
Loans approved but not advanced and redraw facilities		107,716	74,827	107,716	74,827

It is anticipated that the approved and unadvanced loans will be advanced within the next 12 months. Approved credit facilities are available to members for immediate use.

(b) Real estate assets possessed through the enforcement of security

Repossessed property is sold as soon as practicable, with proceeds used to reduce the outstanding balance. As at 30 June 2026, the consolidated entity was in possession of one property (2025: nil properties in possession).

(c) Loans to related parties and key management personnel

Further information relating to loans to related parties and key management personnel is set out in Note 6.7(d).

(d) Security

The Maitland Mutual Group accepts mortgages and other security interests over real estate, goods, deposits and other assets as security for loans and advances to members. The Maitland Mutual Group is permitted to sell the assets the subject of mortgages and security interests in the event of default.

(e) Contingent liability

(i) Guarantees

The Maitland Mutual Group has outstanding guarantees of $1.38 million (2025: $1.61 million) on behalf of members to government bodies and other corporate entities.

(ii) Accounting policy - recognition and measurement

Maitland Mutual Group provides guarantees in its normal course of business on behalf of its members. Guarantees written are conditional commitments issued by Maitland Mutual Group to guarantee the performance of a member to a third party. The financial guarantee contract is initially recorded at fair value, which is equal to the premium received or paid, unless there is evidence to the contrary. These contracts are subsequently measured at the higher of:

- where it is likely Maitland Mutual Group will incur a loss as a result of issuing the contract, a liability is recognised, or an asset where it is likely to receive payment as a result of purchasing the contract, for the estimated amount of the loss payable or receivable; and
- the amount initially recognised less, when appropriate, the cumulative unamortised portion of fee which is recognised over the life of the guarantee, whether this is received or paid depending on whether Maitland Mutual Group has issued or purchased the contract.

Notes to the Financial Statements

For the year ended 30 June 2026

3 Loans and advances to members (continued)

3.2 Provision for expected credit losses

Parent and Consolidated Entity	Note	Opening Balance $'000s	Net Movement $'000s	Closing Balance $'000s
30 June 2026				
Stage 1 - 12 month ECL		574	(101)	473
Stage 2 - Lifetime ECL		9	(2)	7
Stage 3 - Credit impaired facilities		365	113	478
	5.2(g)	**948**	**10**	**958**
30 June 2025				
Stage 1 - 12 month ECL		518	56	574
Stage 2 - Lifetime ECL		24	(15)	9
Stage 3 - Credit impaired facilities		360	5	365
	5.2(g)	**902**	**46**	**948**

	Note	Parent Entity 2026 $'000s	Parent Entity 2025 $'000s	Consolidated Entity 2026 $'000s	Consolidated Entity 2025 $'000s
Opening balance		948	902	948	902
Bad debts written off		-	(29)	-	(29)
Bad debts recovered		-	-	-	-
Movement in expected credit loss provision		10	75	10	75
Closing balance	5.2(g)	**958**	**948**	**958**	**948**

Notes to the Financial Statements

For the year ended 30 June 2026

3 Loans and advances to members (continued)

3.2 Provision for expected credit losses (continued)

(a) Recognition and measurement

Expected credit losses

Maitland Mutual Group recognises a provision for the expected credit loss (ECL) attributable to financial assets measured at amortised cost.

The ECL model provides a three stage assessment of Maitland Mutual Group's financial exposure to credit losses based on the extent of credit deterioration since origination. The calculations are outputs of credit risk models with a number of underlying assumptions regarding the choice of variable inputs and their interdependencies. The ECL impairment model reflects the present value of all cash shortfalls related to default events either over the following twelve months or over the expected life of a financial asset depending on credit deterioration from inception. The provision for ECL reflects an unbiased, probability weighted outcome which considers multiple economic scenarios based on reasonable and supportable forecasts.

The policies, procedures and financial models applied to determine and monitor the ECL in the loan portfolio have been informed by historical credit losses, and profiling of credit facilities on attributes including loan products type, serviceability, nature of security held, value of security, loan mortgage insurance status and arrears history.

Stage 1: 12 month expected credit losses

Facilities where the Maitland Mutual Group has determined there has been no significant increase in credit risk (SICR) since initial recognition are allocated a provision equal to 12 months of ECL. The ECL is calculated using a probability of default occurring over the next 12 months.

Stage 2: Lifetime expected credit losses where there has been a significant increase in credit risk since initial recognition

Stage 2 facilities are those with SICR since origination, such as loans at 30+ days in arrears, as well as all loans not yet in 30+ days in arrears for which there are behavioural indicators of increased credit risk (including hardship deferral). A provision for lifetime ECL resulting from all possible default events over the expected life of the credit facility is determined. The classification of loans as Stage 2 does not necessarily mean that they will eventuate into an actual loss for Maitland Mutual Group.

Stage 3: Credit impaired facilities

Stage 3 facilities are those where there is objective evidence of impairment, being those loans 90+ days in arrears (as the default position), or where the loan has otherwise been individually assessed as being impaired. A facility is categorised as credit impaired when Maitland Mutual Group has determined there is significant financial difficulty for the borrower such that it is unlikely that the full amounts outstanding, including interest and other payments due, will be received in a timely manner without intervention. This assessment considers the value of enforceable security, costs of enforcement and expected time period of recovery and the ability to claim on an acceptable mortgage insurance policy. Despite being classified as credit impaired, Maitland Mutual Group's lending policies reflect an inherently low risk profile such that experience demonstrates the actual cashflows have been sufficient to avoid an actual credit loss in the vast majority of cases. These facilities are individually measured and the provision captures the lifetime ECL.

Transfers between stages

Transfers from stage 1 to 2 occur where there has been SICR and from stage 2 to 3 when credit impairment is indicated as described above. Facilities in stage 2 or 3 can transfer back to stage 1 or 2 once the criteria for a SICR or impairment are no longer met.

Notes to the Financial Statements

For the year ended 30 June 2026

3 Loans and advances to members (continued)

3.2 Provision for expected credit losses (continued)

(a) Expected credit losses (continued)

Definition of default and write-offs

The definition of default used in measuring ECL is aligned to the definition used for internal credit risk management and regulatory purposes. Default occurs when there are indicators that a debtor is unlikely to meet contractual credit obligations, or the exposure is 90+ days past due. Loans are written-off when there is no realistic probability of recovery. Loans are written off against the related impairment allowance on completion of Maitland Mutual Group's internal processes and when all reasonable expected recoveries have been collected. In subsequent periods, any recoveries of amounts previously written-off are credited to the statement of profit or loss.

Calculation of key inputs to the expected credit losses

The probability of default (PD), exposure at default (EAD), and loss given default (LGD) inputs used to estimate ECL are modelled based on macroeconomic variables that are most closely related with credit losses in the relevant portfolio. These parameters are generally derived from internal analysis, management judgements and other historical data. They are adjusted to reflect forward-looking information as described below. ECL is calculated by multiplying the EAD by the PD by the LGD. Details of these statistical parameters/inputs are as follows:

- **Probability of default -** Point in time (PiT) PD models and forward looking PiT PD term structures have been developed for the home loan portfolio. To determine PD, the methodology estimates the likely progression of loans from their current status to 90+ days past due (being the point at which loans are defined to be in default) including the impact of a range of potential outcomes for the macroeconomic environment. In addition to this, any account that has been identified as being in hardship is also deemed to be in default.

  The effects of changes in macroeconomic conditions were modelled using appropriate time series based on Maitland Mutual Group's historical data. The model then forecasts the PDs given a set of macroeconomic variables and the derived regression coefficients. In order to compute the PD term structures, the assumption that the absolute level of risk is driven by macroeconomic conditions is used.

  For all other portfolio segments, PD is calculated on an industry assessment of coverage ratios (the proportion of loans that are covered by an ECL) and benchmarked losses.

- **Loss given default -** is the amount of principal loss, after accounting for post-default recoveries such as security realisation. Maitland Mutual Group estimates LGD parameters based on industry benchmarking, taking into consideration the collateral of the loan and recovery costs. For loans secured by retail property, Loan to Value Ratios (LVR) are a key parameter in determining LGD.

- **Exposure at default** - represents the expected exposure in the event of a default. Maitland Mutual Group includes the amount drawn, as well as potential future amounts that may be drawn under the contract.

Where appropriate, future cash flows are discounted at the effective interest rate of the exposure.

Notes to the Financial Statements

For the year ended 30 June 2026

3 Loans and advances to members (continued)

3.2 Provision for expected credit losses (continued)

(a) Expected credit losses (continued)

Forward looking information

The approach to determining ECL includes forward-looking information which primarily incorporates general macro-economic conditions and their potential impact on our Members and through the PD and LGD rates applied in Maitland Mutual Group's models. Details of these statistical parameters are as follows:

- **Forward-looking macroeconomic factors -** An extensive regression analysis between Maitland Mutual Group's actual credit experience and changes in macroeconomic variables has been undertaken. The following key macroeconomic variables have a demonstrated (and expected) relationship to actual credit performance from a PD perspective. These variables will continue to be used in the model and are sourced from publicly available economic data published by the Australian Bureau of Statistics for Gross Domestic Product (GDP) growth, unemployment rates, and the Consumer Price Index (CPI).

- **Multiple forward-looking scenarios -** ECLs are calculated by reference to information on past events, current conditions, and forecasts of future economic conditions. Multiple economic scenarios are incorporated into ECL calculation models. These scenarios are based on external sources where available and appropriate, and internally generated assumptions in all other cases. To capture any non-linear relationship between economic assumptions and credit losses, three scenarios are used. This includes a central base scenario which reflects Maitland Mutual Group's view of the most likely future economic conditions, together with an upside and a downside scenario representing alternative plausible views of economic conditions, weighted based on management's view of their probability.

In applying forward looking information for estimating ECL for home loans, Maitland Mutual Group considers three probability-weighted forecast economic scenarios as follows:

- **Base case scenario -** This scenario reflects the base case assumptions using a market consensus view of the macroeconomic environment to ensure an unbiased estimate of ECL. Maitland Mutual Group has applied a weighting of 50% (2025: 60%) to the base case scenario.

- **Upside and downside scenarios -** The upside and downside scenarios are not based on the economic conditions prevailing at balance date, instead they are based on a more optimistic (in the case of the upside) and pessimistic (in the case of the downside) economic events and uncertainty over long term horizons. Maitland Mutual Group has applied a weighting of 10% (2025: 15%) to the upside scenario and 40% (2025: 25%) to the downside scenario, reflecting its views of the forward economic outlook.

For all other loan portfolios, the ECL model is simplified in the sense that no probability weighted scenario analysis outcomes are incorporated. This is a key judgement for the consolidated entity, and is made on the basis of the materiality of the portfolios.

As explained in the credit risk disclosures at note 5.2, Maitland Mutual Group accepts credit risk that may result in future losses. Recognition of the ECL requires significant estimation and judgement. Whilst the policy utilised in determining the ECL remains consistent with prior period, there are a number of judgements and estimates made by management in relation to underlying assumptions that were reviewed during the year, and will be revised on a periodic basis going forward, which include, but are not limited to:

- Probability of default, loss given default and exposure at default estimates;
- Forward-looking macroeconomic conditions; and
- Macroeconomic scenario weightings and management overlays.

Notes to the Financial Statements

For the year ended 30 June 2026

	Note	2026 $'000s	2025 $'000s	2026 $'000s	2025 $'000s
4 Funding and liquidity					
4.1 Cash and cash equivalents					
Cash and cash equivalents	4.1(b)	45,206	32,857	52,660	40,099
Investment securities		88,994	69,333	88,994	69,333
		134,200	**102,190**	**141,654**	**109,432**

(a) Accounting policy - recognition and measurement

For Statement of Cash Flows presentation purposes, cash and cash equivalents comprise balances with less than three months' maturity from the date of acquisition, including cash, deposits at call and highly liquid investments, which are subject to an insignificant risk of changes in value.

(b) Restrictions on cash and cash equivalents

Included within cash and cash equivalents is a $5.0 million term deposit maintained with the Maitland Mutual Group's payment service provider as a security deposit to support the provision of settlement and payment services.

4.2 Cash flow information

	2026 $'000s	2025 $'000s	2026 $'000s	2025 $'000s
Reconciliation of Cash Flow from Operations with Profit after Income Tax				
Profit attributable to Members	2,103	2,776	2,103	2,776
Non-cash flows in profit				
Depreciation and amortisation	2,578	2,537	2,578	2,537
Net gain on disposal/remeasurement of leases, plant and equipment	(241)	(203)	(241)	(203)
Interest on leases	79	150	79	150
Change in operating assets and liabilities				
(Increase)/decrease in other receivables	(892)	77	(821)	(18)
(Increase)/decrease in deferred tax assets / liabilities	(85)	43	(85)	43
Increase in loans and advances to members	(84,674)	(85,487)	(84,674)	(85,487)
Increase in deposits from members	83,041	15,690	83,041	15,690
Increase/(decrease) in payables and other accruals	400	(1,161)	400	(1,157)
Increase/(decrease) in provisions	154	(36)	154	(36)
Increase/(decrease) in current tax payable / receivable	(18)	629	(18)	629
	2,445	**(64,985)**	**2,516**	**(65,076)**

4.3 Financial assets

Mortgage-backed securities	202,500	202,500	-	-
Floating rate notes	95,425	76,794	95,425	76,794
Unlisted investments	-	98	-	98
	297,925	**279,392**	**95,425**	**76,892**

(a) Accounting policy - recognition and measurement

Unlisted investments previously comprised Maitland Mutual Group's investment in a provider of settlement services to the banking industry. These investments were sold in the current year.

Floating rate notes and mortgage-backed securities are measured at amortised cost. Mortgage-backed securities are held through the Hunter Trust. Refer to Note 4.5(c) for further detail.

Notes to the Financial Statements

For the year ended 30 June 2026

	2026 $'000s	2025 $'000s	2026 $'000s	2025 $'000s
4 Funding and liquidity (continued)				
4.4 Deposits				
Retail at-call deposits	484,262	430,165	484,262	430,165
Retail term deposits	538,262	517,435	538,262	517,435
Wholesale term deposits	89,461	81,344	89,461	81,344
	1,111,985	**1,028,944**	**1,111,985**	**1,028,944**

(a) Accounting policy - recognition and measurement

Deposits are initially recognised at fair value (being fair value of consideration received) and are subsequently measured at amortised cost using the effective interest method, refer to Note 2.1(c) above.

4.5 Other borrowed funds				
Subordinated debt	9,310	4,310	9,310	4,310
Floating rate notes	60,539	42,289	60,539	42,289
Negotiable certificates of deposit	73,012	46,346	73,012	46,346
Loan from Hunter Trust	196,140	196,281	-	-
	339,001	**289,226**	**142,861**	**92,945**

The Loan from Hunter Trust represents the value of the underlying loans transferred back on-balance sheet of the parent, where the risks and rewards of ownership are retained.

(a) Accounting policy - financial liabilities

(i) Classification

Maitland Mutual Group classifies its financial liabilities as those to be measured at amortised cost. The financial liabilities of Maitland Mutual Group comprise deposits from other financial institutions, deposits due to members and other borrowed funds. Liabilities measured at amortised cost are financial liabilities where the contractual terms give rise on specified dates to cash flows that are solely payments of principal and interest on the principal amount outstanding.

(ii) Recognition and derecognition

Maitland Mutual Group measures all financial liabilities initially at fair value less transaction costs, subsequently financial liabilities are measured at amortised cost using the effective interest rate method. Maitland Mutual Group derecognises financial liabilities when, and only when, obligations are discharged, cancelled, or have expired. The difference between the carrying amount of the financial liability derecognised and the consideration paid and payable is recognised in profit or loss.

(b) Debt issue

Debt issues are short term and long term issuances which include commercial paper, short term and medium term notes, subordinated notes and certificates of deposits. Debt issues are typically recorded at amortised cost using the effective interest method. Premiums, discounts and associated issue expenses are recognised using the effective interest method through the statement of profit or loss and statement of comprehensive income from the date of issue to equate the carrying value of the securities to redemption values by maturity date. Interest is charged to the statement of profit or loss and statement of comprehensive income using the effective interest method.

Notes to the Financial Statements

For the year ended 30 June 2026

4 Funding and liquidity (continued)

4.5 Other borrowed funds (continued)

(c) Internal Securitisation Program - Hunter Trust

The Mutual Bank participates in mortgage-backed securitisation programs under which mortgage loans are packaged and sold to a securitisation program. The Mutual Bank participates in internal securitisation programs initiated through a special purpose entity (SPE).

Equitably assigned loans continue to be recognised in the statement of financial position with a corresponding increase of a loan from the SPE. Interest income relating to the equitably assigned mortgage loans will be recognised in the statement of profit or loss and statement of comprehensive income of The Mutual Bank. Interest expense on the loan to the SPE reflects the terms and conditions of the arrangements and services between The Mutual Bank and the SPE.

4.6 Derivative financial instruments

	Parent and Consolidated Entity			
	2026 $'000s		2025 $'000s	
	Carrying Amount	Notional Amount	Carrying Amount	Notional Amount
Derivative liabilities designated as cash flow hedges				
Interest rate swaps	177	55,000	-	-
Total derivatives	**177**	**55,000**	**-**	**-**
Maturity profile of notional principal amounts				
Receive fixed/pay variable contracts				
Less than 1 year		55,000		-

(a) Interest rate swaps

The Mutual Bank may enter into interest rate swaps to manage interest rate risk. These are recognised at fair value at the date of the contract and are reported at fair value at subsequent reporting dates. Resulting gains or losses are recognised in profit or loss immediately unless the swap is determined to be an effective hedging instrument. Where the hedge is effective, fair value losses and gains are recognised in Other Comprehensive Income. Interest rate swaps are designated as hedges of highly probable forecast transactions (cash flow hedges).

Hedge accounting

The Mutual Bank determines that any proposed hedging instrument to be used in a hedging relationship is highly effective in offsetting changes in cash flows of the hedged item before entering the hedge. The relationship between the hedging instrument and the hedged item, its risk management objectives, and its strategy is documented at the inception of the hedge. Existing hedges are tested on a retrospective basis to ensure that gains and losses on any ineffective portion of hedges are reported through profit and loss. Movements in the hedging reserve are provided in Note 6.6(c).

Cash flow hedges

The effective portion of changes in the fair value of derivatives designated and qualifying as cash flow hedges are deferred in equity. The gain or loss relating to the ineffective portion is recognised immediately in profit or loss as part of other expenses or other income. Amounts deferred in equity are recycled in profit or loss in the periods when the hedged item is recognised in profit or loss in the same line of the statement of profit or loss and other comprehensive income as the recognised hedged item. Hedge accounting is discontinued when the hedging relationship is revoked, the hedging instrument expires or is sold, terminated, or exercised, or no longer qualifies for hedge accounting. Any cumulative gain or loss deferred in equity at that time remains in equity and is recognised when the forecast transaction is ultimately recognised in profit or loss. When a forecast transaction is no longer expected to occur, the cumulative gain or loss that was deferred in equity is recognised immediately in profit or loss.

Notes to the Financial Statements

For the year ended 30 June 2026

5 Financial risk management

The Maitland Mutual Group has developed a Risk Management Strategy (RMS) which describes the strategies for managing risk and the key elements of the Risk Management Framework (RMF) that give effect to the strategy. The RMF is the totality of systems, structures, policies, procedures and controls to manage material risks and provide the Board with a comprehensive bank-wide view of risk.

The Maitland Mutual Group has established a risk governance structure to support risk-based decision making and oversight across its operations. This consists of the Board, Board Committees, Management Committees and delegations of authority for decision-making, management structures and related reporting. The Board Risk Committee has been established to focus on risk management and compliance, risk governance, control monitoring and oversight and makes recommendations to the Board as to the approval of material risk policies.

To ensure there are appropriate checks and balances to support risk management, the Three Lines risk governance model has been adopted. This includes:

- *First Line: Risk Owners (business management, including Management Committees).*
  The First Line comprises the business areas who have ownership of risk and are responsible for risk management decision making involving identifying, assessing, mitigating, monitoring and managing risks within their areas, subject to overall Board risk appetite. The First Line is supported by a dedicated First Line Risk Manager who provides an operational conduit between the Second Line and First Line operational divisions. The role reports directly to the Chief Operations Officer with a dotted line to the Chief Risk Officer (CRO).

- *Second Line: Review and Challenge (Risk Management and Compliance function).*
  The Second Line comprises the Risk Management and Compliance function led by the CRO. It is functionally independent of the First Line, with the CRO reporting directly to the CEO and having unfettered access to the Board and the Board Risk Committee. The Second Line is responsible for developing risk management policies, systems and processes to facilitate a consistent approach to identifying, assessing and managing risk. It provides objective review and challenge on the implementation of the RMF, specialist advice and training on risk and compliance matters and oversights the level of risk and its relationship with the risk appetite.

- *Third Line: Independent assurance.*
  The Third Line comprises the functions that, in accordance with CPS 220 *Risk Management*, provide the Board and its Committees with independent assurance that the RMF has been complied with and is operating effectively. The Maitland Mutual Group has an internal audit function managed by the Head of Internal Audit or through an outsourced internal audit arrangement. The Internal Audit function reports directly to the Board Audit Committee to preserve its independence.

As an authorised deposit-taking institution, the Maitland Mutual Group is exposed to material financial risks, including interest rate risk, credit risk and liquidity risk. The following sections describe the framework for managing each material risk as well as quantitative and qualitative disclosures to explain the nature and extent of risks arising from financial instruments to which the Maitland Mutual Group is exposed at the end of the reporting period.

Notes to the Financial Statements

For the year ended 30 June 2026

5 Financial risk management (continued)

5.1 Interest rate risk

Interest rate risk is the risk of profit or loss from a future movement in interest rates. Exposure to interest rate risk can stem from a mismatch in the term and re-pricing characteristics of interest-bearing assets and liabilities, as well as the excess of interest-bearing assets over liabilities arising from capital investment.

The Maitland Mutual Group primarily manages interest rate risk by maintaining a balanced 'on-book' hedging strategy by ensuring that the net interest rate gaps between assets and liabilities are not excessive. Where further interest rate risk management is required, derivative financial instruments may be entered into to reduce the interest rate risk exposure so that they are managed within risk appetite. All derivative financial instruments must also represent valid hedging accounting relationships under AASB 9 *Financial Instruments.*

The Maitland Mutual Group utilises two metrics for interest rate risk measurement; Earnings at Risk (EaR) and Value at Risk (VaR), which are generated monthly. The Board, Board Risk Committee, Asset and Liability Committee (ALCO) and CEO can request more frequent reporting should there be a change in market conditions, or if the current balance sheet composition warrants additional reporting. The suitability of the metrics is reviewed annually by ALCO in conjunction with the setting of the risk appetite.

EaR is a short-term, earnings based metric used to estimate the potential negative impact of interest rate changes (+/-200bps instantaneous parallel shift) on net interest income (NII) over a 12-month time horizon. EaR reflects the sensitivity of the bank's net interest income to shifts in the yield curve.

VaR is a longer-term economic value measure used to quantify the exposure to interest rate risk, based on the last 250 days of historical interest rate data. VaR estimates the potential decline in the bank's economic value due to adverse interest rate movements within a 20 day holding period, calculated with a 99% confidence level. This means there is only a 1% chance that losses will exceed the VaR estimate under normal market conditions.

The interest rate risk metrics represent a sensitivity analysis based on the prescribed interest rate shock scenario. As at 30 June 2026, the metrics were as follows:

- EaR based on a downward 200bp parallel shift was -$3.4 million (2025: -$4.9 million);
- EaR based on an upward 200bp parallel shift was +$1.1 million (2025: +$2.3 million); and
- VaR as a percentage of capital was 0.64% or $0.5 million (2025: 0.64% or $0.5 million).

Notes to the Financial Statements

For the year ended 30 June 2026

5 Financial risk management (continued)

5.2 Credit risk

Credit risk is the risk that a counterparty will be unable to pay amounts in full when due. The Maitland Mutual Group is exposed to two primary forms of credit risk, being lending credit risk and investment credit risk.

Lending credit risk is the risk of loss due to borrowers failing to meet their obligations in accordance with agreed terms. Exposure to lending credit risk is managed through the following policies, management controls and mitigants:

- Establishing lending policy frameworks that govern the types of borrowers and loans that the Maitland Mutual Group is prepared to fund. This includes a robust credit assessment process that is independent of the lending origination team, setting interest rate buffers for the credit assessment process, performing serviceability assessments, requiring lenders mortgage insurance for high LVR loans and obtaining appropriate collateral for loan security.
- Monitoring of credit performance over time through arrears and hardship statistics, with follow up of problem accounts by a dedicated Credit Control function. This may include obtaining up-to-date valuations of security properties to inform the assessment of the risk of potential loss.
- Credit hindsight reviews conducted by an operationally independent Second Line credit risk function. These reviews provide the bank with valuable insights into the effectiveness of the credit assessment process and drives continuous improvement in credit decision-making.
- A formal delegation of authority framework for the assessment and approval of loans, including a management level Credit Committee that holds the highest level of delegated authority to approve loans and oversight the development of credit policy.

Investment credit risk is the potential financial loss if a counterparty fails to meet its contractual obligations, therefore affecting financial stability and capital adequacy. Exposure to investment credit risk is managed through the following policies, management controls and mitigants:

- An investment credit risk policy which determines the approved investment counterparties and products that the bank can invest in, as well as portfolio limits to mitigate against concentration risk.
- A formal counterparty credit limit framework oversighted by ALCO which sets scaled operating limits for each investment counterparty based on a detailed methodology to assess credit worthiness. Monthly reporting of actual counterparty exposures against the scaled operating limits is reviewed by ALCO. Annual counterparty reviews are conducted by the Treasury function.

(a) Exposure

	Parent Entity		Consolidated Entity	
	2026	2025	2026	2025
	$'000s	$'000s	$'000s	$'000s
Financial assets				
Cash and cash equivalents	134,200	102,190	141,654	109,432
Financial assets	297,925	279,392	95,425	76,892
Loans and advances to members	1,066,547	981,874	1,066,547	981,874
Other receivables	3,899	3,004	2,810	1,987
Total	**1,502,571**	**1,366,460**	**1,306,436**	**1,170,185**

The maximum exposure to credit risk at the end of the reporting period is the carrying amount of each class of asset mentioned above.

Notes to the Financial Statements

For the year ended 30 June 2026

5 Financial risk management (continued)

5.2 Credit risk (continued)

(b) Financial asset exposures by external credit rating

The credit quality of cash and cash equivalents, and other financial assets that are neither past due nor impaired can be assessed by reference to S&P Global Ratings equivalents:

		Parent Entity		Consolidated Entity	
		2026	2025	2026	2025
	Note	$'000s	$'000s	$'000s	$'000s
Credit Grading					
Investment grade (AAA to BBB-)		389,881	363,719	209,835	168,461
Non-investment (BB+ to C)		-	-	-	-
Unrated	5.2(b)(i)	42,244	17,863	27,244	17,863
Total		**432,125**	**381,582**	**237,079**	**186,324**

(i) Unrated exposures primarily comprise exposures to the Maitland Mutual Group's settlement service provider. These exposures are not externally rated and arise in the normal course of the Bank's settlement and payment activities.

(c) Lending exposures profile

Further analysis of credit risk for loans and advances being the Maitland Mutual Group's most material credit exposure is analysed below:

Parent and consolidated entity	2026 %	2025 %
Loans secured by cash or cash equivalent	0.04	0.13
Mortgage loans secured by residential property - mortgage insured	6.42	7.58
Mortgage loans secured by residential property - not mortgage insured	87.89	84.68
Loans secured by non-residential property	5.02	6.96
Secured and unsecured personal loans (including credit cards)	0.63	0.65
Total	**100.00**	**100.00**

(d) LVR profile

The LVRs of the Maitland Mutual Group's residential mortgage loans is analysed below:

0%-60%	45.91	53.32
60.01%-80%	43.40	36.96
80.01% to 90%	6.53	7.01
Greater than 90%	4.16	2.71
Total	**100.00**	**100.00**

(e) Past due and arrears profile

The ageing of the Maitland Mutual Group's lending exposures that are past due but not impaired is analysed below:

Parent and consolidated entity	2026 $'000s	2025 $'000s
1 to 30 days past due	13,802	17,166
31 to 60 days past due	3,000	1,854
Greater than 60 days past due	3,172	4,381
Total	**19,974**	**23,401**

Notes to the Financial Statements

For the year ended 30 June 2026

5 Financial risk management (continued)

5.2 Credit risk (continued)

(f) Impaired loans

The Maitland Mutual Group's impaired gross lending exposure is analysed below:

Parent and consolidated entity	2026 $'000s	2025 $'000s
Loans secured by cash or cash equivalent	-	-
Mortgage loans secured by residential property - mortgage insured	846	-
Mortgage loans secured by residential property - not mortgage insured	727	602
Loans secured by non-residential property	1,577	2,926
Secured and unsecured personal loans (including credit cards)	4	-
Total	**3,154**	**3,528**
Estimated fair value of security held against impaired loans	5,710	5,590

(g) Provision for expected credit loss

The ECL staging of the Maitland Mutual Group's lending exposures is analysed below:

Parent and consolidated entity	Loan Balances $'000s	Provision for ECL $'000s	Net Loan Balances $'000s
2026			
Stage 1 - 12 month ECL	1,056,675	(473)	1,056,202
Stage 2 - Lifetime ECL	3,025	(7)	3,018
Stage 3 - Credit impaired facilities	7,078	(478)	6,600
	1,066,778	**(958)**	**1,065,820**
Add capitalised loan and origination fees	727	-	727
	1,067,505	**(958)**	**1,066,547**
2025			
Stage 1 - 12 month ECL	965,410	(574)	964,836
Stage 2 - Lifetime ECL	2,728	(9)	2,719
Stage 3 - Credit impaired facilities	14,272	(365)	13,907
	982,410	**(948)**	**981,462**
Add capitalised loan and origination fees	412	-	412
	982,822	**(948)**	**981,874**

(h) Loan security geographic profile

The geographic concentration of the Maitland Mutual Group's loan portfolio by security location is analysed below:

Parent and consolidated entity	2026 %	2025 %
Hunter Region	73%	78%
Other NSW	15%	12%
Outside NSW	12%	10%
Total	**100%**	**100%**

Notes to the Financial Statements

For the year ended 30 June 2026

5 Financial risk management (continued)

5.3 Liquidity risk

Liquidity Risk is the risk of being unable to meet cash flow obligations as and when they fall due. APRA has determined that the Maitland Mutual Group is subject to the Minimum Liquidity Holdings (MLH) regime as defined in APS 210 Liquidity.

As an authorised deposit-taking institution, the Maitland Mutual Group is exposed to liquidity risk through daily calls on its available cash resources from at-call accounts, maturing term deposits, loan advances and additional draw downs. The bank does not maintain cash resources to meet all these needs, but rather a prudential limit is maintained in high quality liquid assets that are readily convertible to cash within two business days. The Maitland Mutual Group maintains a policy of managing its liquid assets well above the minimum prudential requirement to ensure it can readily meet its cash flow obligations.

Exposure to liquidity risk is managed through the following policies, management controls and mitigants:

- Daily monitoring of the liquidity and funding position against risk tolerance.
- Cash flow projections to determine near term cash requirements.
- Diversification of the liquid asset portfolio to ensure that there is confidence that assets can be liquidated in times of stress with limited erosion of value.
- Development of a three-year Funding Strategy that outlines how the bank will fund its balance sheet growth ambitions, and the available sources of liquidity over that time horizon.
- Maintaining a Contingency Funding Plan that articulates available contingency funding sources, early warning indicators and a clear escalation pathway that must be followed in the event of a deterioration in the liquidity position. The Contingency Funding Plan includes the bank's Retail Run Plan which addresses the response plan in the event of a run on retail deposits (either a bank-specific or industry-wide run).
- A routine testing program for key elements of the liquidity management framework, including the operational capacity to liquidate MLH assets within required timeframes.

In addition to the above, the Maitland Mutual Group has established the following sources of contingent liquidity:

- An internal securitisation facility has been established which enables funding to be obtained from the Reserve Bank of Australia (at their sole discretion). At 30 June 2026, the Maitland Mutual Group held $187.5 million (2025: $187.5 million) of repo-eligible securities that can be used to obtain funding to meet liquidity requirements.
- The Maitland Mutual Group is a member of the Credit Union Financial Support Scheme Limited (CUFSS), a company limited by guarantee established to provide financial support to member Australian mutual ADIs in the event of a liquidity need. As a member of CUFSS, Maitland Mutual Group is required to maintain a balance of deposits in an approved form as determined below.
- Under the terms of the CUFSS Industry Support Contract (ISC), the maximum call for each participating mutual ADI is 3.0% of total assets, capped at a maximum of $100 million. The amount represents the participating ADIs irrevocable commitment under the ISC. At the reporting date there were no loans issued under this arrangement.
- In the event that the Maitland Mutual Group required liquidity support from CUFSS, an application would be considered and approved within the same business day, with the maximum loan size being determined by the available liquidity pool across all members of the scheme.

Notes to the Financial Statements

For the year ended 30 June 2026

5 Financial risk management (continued)

5.3 Liquidity risk (continued)

(a) Liquidity risk - contractual maturity

The table below sets out the contractual maturity of the Parent's financial assets and liabilities.

Parent Entity 2026	At Call $'000s	0 - 3 mths $'000s	3 - 12 mths $'000s	1 - 5 yrs $'000s	Over 5 yrs $'000s	No specified maturity $'000s	Total $'000s
Financial assets							
Cash and cash equivalents	40,206	93,994	-	-	-	-	134,200
Financial assets	-	10,500	9,024	75,901	202,500	-	297,925
Loans and advances	13,354	496	4,044	6,312	1,042,341	-	1,066,547
	53,560	104,990	13,068	82,213	1,244,841	-	1,498,672
Financial liabilities							
Deposits	488,276	265,128	340,012	18,569	-	-	1,111,985
Other borrowed funds	-	63,665	19,430	52,766	203,139	-	339,001
Derivative financial instruments	-	85	92	-	-	-	177
Loans approved but not advanced	7,467	-	-	-	-	-	7,467
	495,743	328,878	359,534	71,335	203,139	-	1,458,630
Net financial assets / (liabilities)	**(442,183)**	**(223,888)**	**(346,466)**	**10,878**	**1,041,702**	**-**	**40,042**
2025							
Financial assets							
Cash and cash equivalents	27,857	71,363	2,970	-	-	-	102,190
Financial assets	-	-	10,502	66,292	202,500	-	279,294
Loans and advances	17,103	1,406	5,932	9,497	947,936	-	981,874
Unlisted investments	-	-	-	-	-	98	98
	44,960	72,769	19,404	75,789	1,150,436	98	1,363,456
Financial liabilities							
Deposits	436,048	246,321	303,577	42,997	-	-	1,028,944
Other borrowed funds	3,000	43,681	14,050	32,213	196,281	-	289,226
Loans approved but not advanced	10,726	-	-	-	-	-	10,726
	449,774	290,002	317,628	75,211	196,281	-	1,328,896
Net financial assets / (liabilities)	**(404,814)**	**(217,233)**	**(298,224)**	**578**	**954,155**	**98**	**34,560**

Notes to the Financial Statements

For the year ended 30 June 2026

5 Financial risk management (continued)

5.3 Liquidity risk (continued)

(a) Liquidity risk - contractual maturity (continued)

The table below sets out the contractual maturity of the Consolidated Group's financial assets and liabilities.

Consolidated 2026	At Call $'000s	0 - 3 mths $'000s	3 - 12 mths $'000s	1 - 5 yrs $'000s	Over 5 yrs $'000s	No specified maturity $'000s	Total $'000s
Financial assets							
Cash and cash equivalents	47,660	93,994	-	-	-	-	141,654
Financial assets	-	10,500	9,024	75,901	-	-	95,425
Loans and advances	13,354	496	4,044	6,312	1,042,341	-	1,066,547
	61,014	104,990	13,068	82,213	1,042,341	-	1,303,626
Financial liabilities							
Deposits	488,276	265,128	340,012	18,569	-	-	1,111,985
Other borrowed funds	-	63,665	19,430	52,766	7,000	-	142,861
Derivative financial instruments	-	85	92	-	-	-	177
Loans approved but not advanced	7,467	-	-	-	-	-	7,467
	495,743	328,878	359,534	71,335	7,000	-	1,262,490
Net financial assets / (liabilities)	**(434,729)**	**(223,888)**	**(346,466)**	**10,878**	**1,035,341**	**-**	**41,136**
2025							
Financial assets							
Cash and cash equivalents	35,099	71,363	2,970	-	-	-	109,432
Financial assets	-	-	10,502	66,292	-	-	76,794
Loans and advances	17,103	1,406	5,932	9,497	947,936	-	981,874
Unlisted investments	-	-	-	-	-	98	98
	52,202	72,769	19,404	75,789	947,936	98	1,168,198
Financial liabilities							
Deposits	436,048	246,321	303,577	42,997	-	-	1,028,944
Other borrowed funds	3,000	43,681	14,050	32,213	-	-	92,945
Loans approved but not advanced	10,726	-	-	-	-	-	10,726
	449,774	290,002	317,628	75,211	-	-	1,132,615
Net financial assets / (liabilities)	**(397,572)**	**(217,233)**	**(298,224)**	**578**	**947,936**	**98**	**35,583**

Notes to the Financial Statements

For the year ended 30 June 2026

5 Financial risk management (continued)

5.3 Liquidity risk (continued)

(b) Lessor commitments

	Parent and Consolidated Entity	
	2026	**2025**
	$'000s	**$'000s**
Lease receivable		
1 year or less	130	102
1 - 2 years	419	105
2 - 3 years	433	108
3 - 4 years	168	111
4 - 5 years	98	115
Over 5 years	-	97
	1,248	**638**

Lessor commitments above are derived from buildings disclosed in Note 6.3 Property, Plant and Equipment. A 10 year lease commenced on 1 May 2021 for the ground floor space at 6 Mitchell Drive, East Maitland, with an initial 5 month rent free period. A 3 year lease commenced on 22 September 2025 for Level 4 at 6 Mitchell Drive, East Maitland, with an initial 9 month rent free period.

5.4 Fair values

The following table summarises the carrying amount and fair values of those financial assets and liabilities not presented on the Group's balance sheet at their fair value.

			2026		2025	
Consolidated Entity	**Ref**	**Fair Value Hierarchy Level**	**Carrying amount $'000s**	**Net fair value $'000s**	**Carrying amount $'000s**	**Net fair value $'000s**
Financial Assets						
Cash and cash equivalents	(a)	2	141,654	141,710	109,432	109,487
Loans and advances	(b)	2	1,066,547	1,067,795	981,874	987,931
Unlisted investments	(c)	3	-	-	98	98
Other financial assets	(d)	2	95,425	95,641	76,794	78,823
			1,303,626	1,305,146	1,168,198	1,176,338
Financial Liabilities						
Deposits	(e)	2	1,111,985	1,112,343	1,028,944	1,031,894
Other borrowed funds	(e)	2	142,861	144,995	92,945	94,814
Derivative financial instruments	(f)	2	177	177	-	-
			1,255,023	1,257,515	1,121,889	1,126,708
Net financial assets/(liabilities)			**48,603**	**47,631**	**46,309**	**49,729**

AASB 13 *Fair Value Measurement* requires all assets and liabilities measured at fair value to be assigned to a level in the fair value hierarchy as follows:

Level 1	Measurements based on unadjusted quoted prices in active markets for identical assets or liabilities that the entity can access at the measurement date.
Level 2	Measurements based on inputs other than quoted prices included within Level 1 that are observable for the asset or liability, either directly or indirectly.
Level 3	Measurements based on unobservable inputs for the asset or liability.

The table above shows the assigned level for each asset and liability not measured at fair value in the financial statements.

Notes to the Financial Statements

For the year ended 30 June 2026

5 Financial risk management (continued)

5.4 Fair values

(a) Cash and cash equivalents

Cash and cash equivalents are short term instruments whose carrying amounts generally are equivalent to their fair values.

(b) Loans and advances to members

Loans and advances are net of provisions for impairment. The estimated fair value of loans and advances represents the discounted amount of estimated future cash flows expected to be received. Expected cash flows are discounted at current market rates to determine fair value.

(c) Unlisted investments

There is no active market for these securities held, hence fair value is determined as being equivalent to the carrying value at the balance sheet date.

(d) Other financial assets

The estimated fair value of other financial assets is based on discounted cash flows prevailing money market interest rates for debts with similar credit risk and remaining maturity.

(e) Deposits and borrowings

The estimated fair value of deposits with no stated maturity, which includes non interest bearing deposits, is the amount repayable on demand.

The estimated fair value of fixed interest bearing deposits and other borrowings without market price is based on discounted cash flows using interest rates for new debts with similar remaining maturity.

(f) Derivative financial instruments

Derivatives consist of interest rate swaps held to manage interest rate risk. The fair value of these financial assets is calculated as the present value of estimated future cash flows. Cash flows are calculated and discounted using observable market yield curves and exchange rates at the end of the reporting period. The fair value of derivatives also incorporates the credit risk associated with default by the swap counterparty (where the derivative is a financial asset) or associated with the consolidated entity's own credit risk (where the derivative is a financial liability).

5.5 Capital management

The Maitland Mutual Group is a standardised, non-significant financial institution for the purposes of determining its regulatory capital adequacy requirements under APRA's prudential standards. APRA has determined the minimum regulatory capital adequacy ratios required for the Maitland Mutual Group. The prudential standards require that these minimum regulatory capital adequacy ratios are exceeded at all times.

The Board of the Maitland Mutual Group is responsible for ensuring that an appropriate level and quality of capital is held commensurate with the type, amount and concentration of risks to which it is exposed from its activities. To achieve this objective, the Maitland Mutual Group has an Internal Capital Adequacy Assessment Process (ICAAP) that includes the following:

- Policies, procedures, systems, controls and personnel to identify, measure, monitor and manage the risks arising from its activities on a continuous basis, and the capital held against such risks.
- A strategy for ensuring adequate capital is maintained over time, including specific capital targets in the context of its risk profile, risk appetite and regulatory capital requirements.
- Actions for monitoring compliance with regulatory capital requirements and capital targets, including triggers to alert management to, and specified actions to avert and rectify, potential breaches of these requirements.
- Stress testing and scenario analysis relating to potential risk exposures and available capital resources.

The Maitland Mutual Group managed its regulatory capital adequacy ratio well above minimum APRA requirements throughout the financial year. Disclosure of the regulatory capital adequacy ratio is made by APRA via the quarterly ADI centralised publication which contains key capital data and liquidity ratios at an entity level.

Notes to the Financial Statements

For the year ended 30 June 2026

		2026 $'000s	2025 $'000s	2026 $'000s	2025 $'000s
6	**Other notes**				
6.1	**Other receivables**				
	Interest receivable	2,060	1,559	1,238	831
	Other receivables	1,839	1,445	1,572	1,156
		3,899	**3,004**	**2,810**	**1,987**
6.2	**Intangible assets**				
	Computer software				
	At cost	1,406	1,826	1,406	1,826
	Works in progress	77	138	77	138
	Accumulated amortisation	(507)	(1,027)	(507)	(1,027)
	Total Intangibles	**976**	**937**	**976**	**937**
(a)	**Movements in carrying amounts of intangible assets**				
	Opening balance 1 July	937	826	937	826
	Additions	623	622	623	622
	Disposals	-	(15)	-	(15)
	Amortisation	(584)	(496)	(584)	(496)
	Closing value at 30 June	**976**	**937**	**976**	**937**

(b) Intangible assets

Acquired computer software licenses which are not an integral part of the related hardware are capitalised based on the costs incurred to acquire and bring to use the specific software. They have a finite useful life and are carried at cost less accumulated amortisation and impairment losses. Amortisation is calculated using the straight line method to allocate the cost of computer software over their estimated useful lives, which vary from 2 to 5 years.

Costs associated with maintaining computer software programs are recognised as an expense as incurred. Costs that are directly associated with the production of identifiable and unique software products controlled by the Maitland Mutual Group, and that will probably generate economic benefits exceeding costs beyond one year, are recognised as intangible assets. Direct costs include software development employee costs and an appropriate portion of relevant overheads.

Computer software development costs recognised as an asset are amortised using the straight line method over their useful lives.

(c) Impairment of intangibles

An impairment assessment is conducted at least annually as to whether indicators of impairment such as technical obsolescence, exist.

Notes to the Financial Statements

For the year ended 30 June 2026

		2026 $'000s	2025 $'000s	2026 $'000s	2025 $'000s
6	**Other notes (continued)**				
6.3	**Property, plant and equipment**				
	Land and Buildings				
	Freehold land				
	At cost	3,565	3,565	3,565	3,565
	Buildings				
	At cost	20,384	20,383	20,384	20,383
	Accumulated depreciation	(2,993)	(2,473)	(2,993)	(2,473)
		17,391	**17,910**	**17,391**	**17,910**
	Leasehold improvements				
	At cost	1,369	1,241	1,369	1,241
	Accumulated depreciation	(1,229)	(1,185)	(1,229)	(1,185)
		140	**56**	**140**	**56**
	Plant and Equipment				
	At cost	6,554	6,428	6,554	6,428
	Accumulated depreciation	(3,476)	(2,838)	(3,476)	(2,838)
		3,078	**3,590**	**3,078**	**3,590**
	Capital works in progress				
	At cost	172	20	172	20
	Total property, plant and equipment	**24,346**	**25,141**	**24,346**	**25,141**

(a) Movements in carrying amounts

Parent and Consolidated Entity	Land $'000s	Buildings $'000s	Leasehold Improvements $'000s	Plant and Equipment $'000s	Capital Works in Progress $'000s	Total $'000s
2026						
Opening balance	3,565	17,910	56	3,590	20	25,141
Additions	-	-	146	302	172	620
Disposals	-	-	(2)	(112)	-	(114)
Transfers	-	-	-	20	(20)	-
Depreciation expense	-	(519)	(60)	(722)	-	(1,301)
Balance at 30 June 2026	**3,565**	**17,391**	**140**	**3,078**	**172**	**24,346**
2025						
Opening balance	3,565	18,372	135	2,949	203	25,223
Additions	-	107	-	1,262	20	1,389
Disposals	-	(56)	-	(60)	-	(116)
Transfers	-	-	-	203	(203)	-
Depreciation expense	-	(513)	(80)	(764)	-	(1,357)
Balance at 30 June 2025	**3,565**	**17,910**	**56**	**3,590**	**20**	**25,141**

Notes to the Financial Statements

For the year ended 30 June 2026

6 Other notes (continued)

6.3 Property, plant and equipment (continued)

(b) Accounting policy - recognition and measurement

Each class of property, plant and equipment is carried at cost, less any accumulated depreciation and impairment losses.

(i) Property

Freehold land and buildings and leasehold improvements are shown at their cost value, less subsequent depreciation for buildings and leasehold improvements.

(ii) Plant and equipment

Plant and equipment are measured on the cost basis less depreciation and impairment losses.

The carrying amount of plant and equipment is reviewed annually to ensure it is not in excess of the recoverable amount from these assets. The recoverable amount is assessed on the basis of the expected net cash flows that will be received from the asset's employment and subsequent disposal. The expected net cash flows have not been discounted to their present values in determining recoverable amounts.

(iii) Depreciation

The depreciable amount of all fixed assets including buildings and capitalised leased assets, but excluding freehold land, is depreciated on a straight line basis over their useful lives to the Maitland Mutual Group commencing from the time the asset is held ready for use. Leasehold improvements are depreciated over the shorter of either the unexpired period of the lease or the estimated useful lives of the improvements.

The estimated useful lives used for each class of depreciable assets are:

Class of Fixed Asset	
Buildings	40 years
Leasehold improvements	2 - 5 years
Plant and equipment	2 - 13 years

The assets' residual values and useful lives are reviewed, and adjusted if appropriate, at each balance date.

An asset's carrying amount is written down immediately to its recoverable amount if the asset's carrying amount is greater than its estimated recoverable amount.

Gains and losses on disposals are determined by comparing proceeds with the carrying amount. These gains and losses are included in the statement of profit or loss and statement of comprehensive income.

(iv) Estimation of useful lives of assets

The estimation of the useful lives of assets is based on historical experience as well as manufacturers' warranties for plant and equipment, lease terms for leased equipment, and turnover policies for motor vehicles. In addition, the condition of the assets is assessed at least once every year and considered against the remaining useful life. Adjustments to useful life are made when considered necessary. Depreciation charges are included in Note 2.3(a).

	Parent Entity		Consolidated Entity	
	2026	2025	2026	2025
	$'000s	$'000s	$'000s	$'000s
(c) Capital expenditure commitments				
Capital expenditure commitments contracted for:				
Software, hardware and fixtures and fittings	-	60	-	60

Notes to the Financial Statements

For the year ended 30 June 2026

6 Other notes (continued)

6.4 Right of use assets

The Maitland Mutual Group has entered lease agreements over a range of assets including branch premises, ATM premises and office equipment. Details of the leases are described below.

Buildings
The Maitland Mutual Group leases 6 branch premises in the Hunter Valley, NSW, with lease terms remaining of between 1 year and 13 years. These leases have varying terms, escalation clauses and renewal rights. On renewal, the terms of the lease are renegotiated. All branch leases are subject to annual rent reviews during the lease terms.

ATMs
The Maitland Mutual Group leases ATM locations in the Hunter Valley, NSW, with lease terms remaining of between 2 and 5 years. All ATM leases are subject to annual rent reviews during the lease terms.

Office Equipment
The Maitland Mutual Group leases photocopiers with lease terms of 5 years. The lease payments are fixed during the lease term.

	Parent Entity		Consolidated Entity	
	2026	2025	2026	2025
	$'000s	$'000s	$'000s	$'000s
Right of use asset - buildings	4,316	4,500	4,316	4,500
Accumulated amortisation	(2,830)	(2,593)	(2,830)	(2,593)
	1,486	**1,907**	**1,486**	**1,907**
Right of use asset - ATMs	196	192	196	192
Accumulated amortisation	(124)	(96)	(124)	(96)
	72	**96**	**72**	**96**
Right of use asset - office equipment	231	231	231	231
Accumulated amortisation	(122)	(88)	(122)	(88)
	109	**143**	**109**	**143**
Total	**1,667**	**2,146**	**1,667**	**2,146**

Additions to the right of use assets during the 2026 financial year were $nil (2025: $190,000).

(a) AASB 16 related amounts recognised in the statement of profit or loss

Gain on remeasurement	-	297	-	297
Amortisation charge related to right of use assets	693	684	693	684
Interest expense on lease liabilities	79	150	79	150

(b) Total future lease payments at the end of the reporting period

Future lease payments are due as follows:				
Within one year	794	719	794	719
Within five years	938	1,555	938	1,555
More than five years	195	219	195	219
	1,927	**2,493**	**1,927**	**2,493**

Notes to the Financial Statements

For the year ended 30 June 2026

6 Other notes (continued)

6.4 Right of use assets (continued)

(c) Accounting policy - recognition and measurement

At the inception of a contract, Maitland Mutual Group assesses if the contract contains or is a lease. If there is a lease present, a right of use asset and a corresponding lease liability is recognised where Maitland Mutual Group is lessee. However, all contracts that are classified as short term leases (remaining lease term of 12 months or less) and leases of low value assets are recognised as an operating expense on a straight line basis over the term of the lease.

Initially the lease liability is measured at the present value of the lease payments still to be paid at commencement date. The lease payments are discounted at the interest rate implicit in the lease. If this rate cannot be readily determined, Maitland Mutual Group uses the incremental borrowing rate.

Lease payments included in the measurement of the lease liability are as follows:

- Fixed lease payments less any lease incentive;
- Variable lease payments that depend on an index or rate, initially measured using the index or rate at the commencement date; and
- Lease payments under extension options if lessee is reasonably certain to exercise the options.

The right of use assets comprise the initial measurement of the corresponding lease liability as mentioned above, any lease payments made at or before the commencement date as well as any initial direct costs. The subsequent measurement of the right of use assets is at cost less accumulated depreciation and impairment losses.

Right of use assets are depreciated over the lease term or useful life of the underlying asset whichever is the shortest.

(i) Lease term and option to extend under AASB 16

The lease term is defined as the noncancellable period of a lease together with periods covered by an option to extend the lease if the lessee is reasonably certain to exercise that option; and also periods covered by an option to terminate the lease if the lessee is reasonably certain not to exercise that option. Whether the options will be exercised is a key management judgement that Maitland Mutual Group will make. Maitland Mutual Group determines the likelihood to exercise the options on a lease by lease basis, looking at various factors such as which assets are strategic, and which are key to the future operations of Maitland Mutual Group.

During the current financial year, Maitland Mutual Group did not revise its assessment of the lease terms for existing leases, as there were no changes in facts and circumstances that would indicate a change in the likelihood of exercising extension or termination options. As a result, no lease remeasurements were recognised in relation to changes in lease term assumptions.

Notes to the Financial Statements

For the year ended 30 June 2026

	Parent Entity		Consolidated Entity	
	2026	2025	2026	2025
	$'000s	$'000s	$'000s	$'000s
6 Other notes (continued)				
6.5 Provisions				
Employee benefits	1,542	1,388	1,542	1,388
Carrying amount at beginning of the year	1,388	1,423	1,388	1,423
Movement in provisions during the financial year				
Additional provisions made in the period	1,373	1,241	1,373	1,241
Amounts used during the period	(1,214)	(1,272)	(1,214)	(1,272)
Movements due to changes in discount rates	(5)	(4)	(5)	(4)
Carrying amount at end of the year	1,542	1,388	1,542	1,388

(a) Accounting policies - recognition and measurement

(i) Provisions

Provisions are recognised when Maitland Mutual Group has a present legal or constructive obligation as a result of past events; it is probable that an outflow of resources will be required to settle the obligation; and the amount has been reliably estimated.

(ii) Employee benefits

Provision is made for Maitland Mutual Group's liability for employee benefits arising from services rendered by employees to balance date. Employee benefits that are expected to be settled within one year have been measured at their nominal value, plus related on costs. Employee benefits payable later than one year have been measured at present value, plus related on costs.

Contributions are made by Maitland Mutual Group to the superannuation fund nominated by the employees and are charged as expenses when incurred.

Notes to the Financial Statements

For the year ended 30 June 2026

		Note	Parent Entity 2026 $'000s	Parent Entity 2025 $'000s	Consolidated Entity 2026 $'000s	Consolidated Entity 2025 $'000s
6	**Other notes (continued)**					
6.6	**Reserves and retained profits**					
(a)	**Retained earnings**					
	Opening balance		67,624	64,848	67,624	64,848
	Profit attributable to members		2,103	2,776	2,103	2,776
	Balance 30 June		**69,727**	**67,624**	**69,727**	**67,624**
(b)	**Contributed equity**					
	Balance 30 June	6.6(d)	4,728	4,728	4,728	4,728
(c)	**Reserves**					
	Cash Flow Hedges		(117)	-	(117)	-

(d) Business combinations

The acquisition method of accounting is used to account for business combinations. For mutual entities where net assets are transferred for no consideration, the acquiree's net assets are recognised as a direct addition to equity in the statement of financial position. The value of net assets acquired in a business combination of mutual entities is recorded as a separate line in equity, labelled "Contributed Equity".

6.7 Related party transactions

(a) Directors

The names of the Directors in office at any time during, or since the end of, the year are as they appear in the Directors Report.

(b) Other key management personnel

The following persons also had authority and responsibility for planning, directing and controlling the activities of the Maitland Mutual Group, directly or indirectly during the financial year:

Name	Position	Appointed / Ceased
M Dunnill	Chief Member Officer	
J Hessel	Chief Digital and Technology Officer	
M Howard	Acting Chief Risk Officer	Appointed 29/10/2025
K Jones	Chief Risk Officer	Ceased 29/10/2025
F Laczina	Chief Operations Officer	
M Magill	Chief Governance Officer and Company Secretary	
D Vincent	Chief Financial Officer	
M Williams	Chief Executive Officer	

Notes to the Financial Statements

For the year ended 30 June 2026

		Parent and Consolidated Entity 2026 $	Parent and Consolidated Entity 2025 $
6	**Other notes (continued)**		
6.7	**Related party transactions (continued)**		
(c)	**Key management personnel compensation**		
	Short-term employee benefits	2,758,637	2,541,988
	Post-employment benefits	264,714	252,982
	Other long-term benefits	38,575	48,663
	Termination payments	-	-
	Total	**3,061,926**	**2,843,633**

(d) Loans to key management personnel

Details of loans made to Directors and other key management personnel of the Maitland Mutual Group, including their personally related parties, are set out in aggregate below.

Balance 1 July	7,859,471	9,231,349
Loans advanced during the year	4,388,491	4,135,000
Interest charged	668,477	580,845
Loan repayments during the year	(3,235,261)	(6,087,723)
Amounts derecognised	-	-
Balance 30 June	**9,681,178**	**7,859,471**
Interest income earned	668,477	580,845

No write downs or allowances for impairment losses have been recognised in relation to any loans made to key management personnel.

The loans made to Directors and other key management personnel of the Maitland Mutual Group, including their personally related parties were made under the same terms and conditions applicable to all members.

(e) Deposits received from key management personnel

Details of deposits received from Directors and other key management personnel of the Maitland Mutual Group, including their personally related parties, are set out in aggregate below.

Balance 1 July	733,598	310,096
Net movement in transactions	(274,516)	399,298
Amounts recognised	117,461	24,204
Amounts derecognised	-	-
Balance 30 June	**576,543**	**733,598**
Interest expense paid	7,903	5,785

The deposits received from Directors and other key management personnel of the Maitland Mutual Group, including their personally related parties were made under the same terms and conditions applicable to all members.

(f) Other transactions with key management personnel

Other transactions between related parties are on normal commercial terms and conditions no more favourable than those available to other parties unless otherwise stated.

There were no other transactions with key management personnel throughout the year.

Notes to the Financial Statements

For the year ended 30 June 2026

	Parent and Consolidated Entity 2026 $	2025 $
6 Other notes (continued)		
6.8 Auditors' remuneration		
During the year the following fees were paid or are payable for services provided by the auditor of the Maitland Mutual Group.		
Assurance services		
Crowe Audit Australia		
Audit and review of financial reports and other audit work under the Corporations Act 2001	122,661	120,753
Audit of regulatory returns	27,433	25,969
Total assurance services	**150,094**	**146,722**
Findex (Aust) Pty Ltd trading as Crowe Australia		
Other accounting and taxation services	47,926	14,503
Cutcher & Neale		
Other accounting and taxation services	-	338
Total	**198,020**	**161,563**

6.9 Events occurring after the reporting date

The financial report was authorised for issue on 24 September 2026 by the Board of Directors.

No matters or circumstances have arisen since the end of the financial year which significantly affected or may significantly affect the operations of the Maitland Mutual Group, the results of those operations, or the state of affairs in future financial years.

6.10 Operating segments

The Maitland Mutual Group operates exclusively in the retail financial services industry within Australia.

Notes to the Financial Statements

For the year ended 30 June 2026

7 Accounting policies and new accounting standards

7.1 New and amended standards adopted

There are no new accounting standards and interpretations that have been published and are mandatory for 30 June 2026 reporting that resulted in a material impact on the Maitland Mutual Group's consolidated financial statements.

7.2 New standards and interpretations not yet adopted

Certain new accounting standards and interpretations have been published that are not mandatory for the 30 June 2026 reporting period. These standards are not expected to have a material impact on the Maitland Mutual Group's future financial reporting periods and on foreseeable future transactions with the exception of the below standards.

- AASB S1 *General Requirements for Disclosure of Sustainability-related Financial Information* and AASB S2 *Climate-related Disclosures*: These standards require disclosure of information about Maitland Mutual Group's governance, strategy, risk, metrics and targets related to climate and other sustainability-related risks and opportunities. Mandatory reporting commences for Maitland Mutual Group in the 2028 financial year.
- AASB 2024-2 *Amendments to Australian Accounting Standards – Classification and Measurement of Financial Instruments* [AASB 7 & AASB 9]: AASB issued targeted amendments to AASB 9 *Financial Instruments* and AASB 7 *Financial Instruments: Disclosures* to respond to recent questions arising in practice, in particular clarifying guidance for assessing whether a financial asset meets the solely payments of principal and interest (SPPI) criterion. Mandatory reporting commences for Maitland Mutual Group in the 2027 financial year.
- AASB 18 *Presentation and Disclosure in Financial Statements*: This is the new standard on presentation and disclosure in financial statements, which replaces AASB 101, with a focus on updates to the statement of profit or loss. Mandatory reporting commences for Maitland Mutual Group in the 2028 financial year.

7.3 Other material accounting policies

(a) Offsetting financial instruments

Financial assets and liabilities are offset, and the net amount reported in the statement of financial position when there is a legally enforceable right to offset the recognised amounts and there is an intention to settle on a net basis or realise the asset and settle the liability simultaneously.

(b) Impairment of non-financial assets

Non financial assets are reviewed for impairment whenever events or changes in circumstances indicate that the carrying amount may not be recoverable. An impairment loss is recognised for the amount by which the asset's carrying amount exceeds its recoverable amount. The recoverable amount is the higher of the asset's fair value less costs to sell and value in use. For the purposes of assessing impairment, assets are grouped at the lowest levels for which there are separately identifiable cash inflows which are largely independent of the cash inflows from other assets or groups of assets (cash generating units). Non financial assets that suffered an impairment are reviewed for possible reversal of the impairment at each balance date.

(c) Goods and services tax (GST)

Where capital or expense acquisitions relate to input taxed activities, goods and services tax is generally non recoverable from taxation authorities. Accordingly, where the amount of goods and services tax incurred is not recoverable, the tax is recognised as part of the cost of acquisition of an asset or as part of an item of expense.

For the purposes of the Statements of Cash Flows, receipts and payments from operations are inclusive of goods and services tax.

Notes to the Financial Statements

For the year ended 30 June 2026

7 Accounting policies and new accounting standards (continued)

7.3 Other material accounting policies

(d) Comparatives

When required by Accounting Standards, comparative figures have been adjusted to conform to changes in presentation for the current financial year.

(e) Rounding of amounts

The Maitland Mutual Group is of a kind referred to in ASIC Corporations (Rounding in Financial / Directors' Reports) Instrument 2026/183, relating to the "rounding off" of amounts in the financial report. Amounts in the financial report have been rounded off in accordance with that Instrument to the nearest thousand dollars, or in certain cases, the nearest dollar.

7.4 Corporate details

The registered office of the company is:

Maitland Mutual Limited
6 Mitchell Drive
EAST MAITLAND NSW 2323

The Mutual Bank

PO Box is 2487, Green Hills NSW 2323
6 Mitchell Drive, East Maitland NSW 2323
1300 688 825 | info@themutual.com.au
themutual.com.au

Maitland Mutual Limited trading as The Mutual Bank, ABN 94 087 651 983, AFSL/Australian credit licence 238139